

**CARBON VALLEY PARKS AND  
RECREATION DISTRICT**

**Financial Statements**

**December 31, 2019**

# CARBON VALLEY PARKS AND RECREATION DISTRICT

## TABLE OF CONTENTS

	<u>Page</u>
<b>Independent Auditor’s Report</b> .....	1
<b>Management’s Discussion and Analysis</b> .....	4
<b>Basic Financial Statements</b>	
<b>Government-Wide Financial Statements</b>	
Statement of Net Position .....	16
Statement of Activities .....	17
<b>Fund Financial Statements</b>	
Balance Sheet – Governmental Funds .....	18
Reconciliation of the Governmental Funds Balance Sheet to the Statement of Net Position .....	19
Statement of Revenues, Expenditures and Changes in Fund Balances – Governmental Funds .....	20
Reconciliation of the Statement of Revenues, Expenditures and Changes in Fund Balances of Governmental Funds to the Statement of Activities .....	21
General Fund – Statement of Revenues, Expenditures and Changes in Fund Balance – Budget and Actual .....	22
Special Revenue Fund – Conservation Trust Fund – Statement of Revenues, Expenditures and Changes in Fund Balance – Budget and Actual .....	23
<b>Notes to the Financial Statements</b> .....	24
<b>Required Supplementary Information</b>	
Schedule of the District’s Proportionate Share of the Net Pension Liability – PERA Pension Plan – Local Government Division Trust Fund .....	66
Schedule of District Contributions – PERA Pension Plan – Local Government Division Trust Fund .....	68
Schedule of the District’s Proportionate Share of the Net OPEB Liability – PERA Health Care Trust Fund .....	69
Schedule of District Contributions – PERA Health Care Trust Fund .....	70

**Supplementary Information**

Debt Service Fund – Schedule of Revenues, Expenditures and Changes in Fund Balance –Budget and Actual.....	71
Capital Improvements Project Fund – Schedule of Revenues, Expenditures and Changes in Fund Balance –Budget and Actual.....	72

**Other Information**

Schedules of Future Debt Service Requirements .....	73
Schedule of Assessed Valuation, Mill Levy and Property Taxes Collected .....	74



---

## Dazzio & Associates, PC

---

Certified Public Accountants

### INDEPENDENT AUDITOR'S REPORT

Board of Directors  
Carbon Valley Parks and Recreation District  
Weld County, Colorado

We have audited the accompanying financial statements of the governmental activities and each major fund of the Carbon Valley Parks and Recreation District as of and for the year ended December 31, 2019, and the related notes to the financial statements, which collectively comprise the District's basic financial statements as listed in the table of contents.

#### ***Management's Responsibility for the Financial Statements***

Management is responsible for the preparation and fair presentation of these financial statements in accordance with accounting principles generally accepted in the United States of America; this includes the design, implementation, and maintenance of internal control relevant to the preparation and fair presentation of financial statements that are free from material misstatement, whether due to fraud or error.

#### ***Auditor's Responsibility***

Our responsibility is to express opinions on these financial statements based on our audit. We conducted our audit in accordance with auditing standards generally accepted in the United States of America. Those standards require that we plan and perform the audit to obtain reasonable assurance about whether the financial statements are free of material misstatement.

An audit involves performing procedures to obtain audit evidence about the amounts and disclosures in the financial statements. The procedures selected depend on the auditor's judgment, including the assessment of the risks of material misstatement of the financial statements, whether due to fraud or error. In making those risk assessments, the auditor considers internal control relevant to the entity's preparation and fair presentation of the financial statements in order to design audit procedures that are appropriate in the circumstances, but not for the purpose of expressing an opinion on the effectiveness of the entity's internal control. Accordingly, we express no such opinion. An audit also includes evaluating the appropriateness of accounting policies used and the reasonableness of significant accounting estimates made by management, as well as evaluating the overall presentation of the financial statements.

8200 South Quebec Street, Suite A3259, Centennial, Colorado 80112  
303-905-0809 • [info@dazziocpa.com](mailto:info@dazziocpa.com)

• Member American Institute of Certified Public Accountants • Member Colorado Society of Certified Public Accountants •

We believe that the audit evidence we have obtained is sufficient and appropriate to provide a basis for our audit opinions.

## **Opinions**

In our opinion, the financial statements referred to above present fairly, in all material respects, the respective financial position of the governmental activities and each major fund of the Carbon Valley Parks and Recreation District, as of December 31, 2019, and the respective changes in financial position and the budgetary comparison for the General Fund and the Special Revenue Fund – Conservation Trust Fund for the year then ended in accordance with accounting principles generally accepted in the United States of America.

## **Other Matters**

### *Required Supplementary Information*

Accounting principles generally accepted in the United States of America require that the management's discussion and analysis on pages 4 - 15 and the Schedules of the Proportionate Share of the Net Pension Liability and Other Postemployment Benefits (OPEB) Liability and the Schedules of Employer Contributions on pages 66 through 70, be presented to supplement the basic financial statements. Such information, although not a part of the basic financial statements, is required by the Governmental Accounting Standards Board who considers it to be an essential part of financial reporting for placing the basic financial statements in an appropriate operational, economic or historical context. We have applied certain limited procedures to the required supplementary information in accordance with auditing standards generally accepted in the United States of America, which consisted of inquiries of management about the methods of preparing the information and comparing the information for consistency with management's responses to our inquiries, the basic financial statements, and other knowledge we obtained during our audit of the basic financial statements. We do not express an opinion or provide any assurance on the information because the limited procedures do not provide us with sufficient evidence to express an opinion or provide any assurance.

### *Other Information*

Our audit was conducted for the purpose of forming opinions on the financial statements that collectively comprise Carbon Valley Parks and Recreation District's basic financial statements. The Debt Service and Capital Improvement Projects Fund Schedules of Revenues, Expenditures and Changes in Fund Balance – Budget and Actual (the Supplementary Information) and the Schedule of Debt Service Requirements to Maturity and the Schedule of Assessed Valuation, Mill Levy and Property Taxes Collected (the Other Information) are presented for purposes of additional analysis and are not a required part of the basic financial statements.

The Supplementary Information was derived from and relates directly to the underlying accounting and other records used to prepare the basic financial statements. Such information has been subjected to the auditing procedures applied in the audit of the basic financial statements and certain additional procedures, including comparing and reconciling such information directly to the underlying accounting and other records used to prepare the basic financial statements or to the basic financial statements themselves, and other additional procedures in accordance with auditing standards generally accepted in the United States of America. In our opinion, the Supplementary Information is fairly stated, in all material respects, in relation to the basic financial statements as a whole.

The Other Information has not been subjected to the auditing procedures applied in the audit of the basic financial statements and, accordingly, we do not express an opinion or provide any assurance on them.

*Dassio & Associates, P.C.*

May 29, 2020

## **MANAGEMENT'S DISCUSSION AND ANALYSIS**

## MANAGEMENT'S DISCUSSION AND ANALYSIS

Within this section of the report for the Carbon Valley Park & Recreation District (the District), the District's management is pleased to provide this narrative discussion and analysis of the financial activities of the District for the calendar year ended December 31, 2019. The District's financial performance is discussed and analyzed within the context of the accompanying financial statements and disclosures following this section.

### 2019 Financial Highlights

The District's assets and deferred outflows of resources exceeded its liabilities and deferred inflows of resources by \$10,015,706 (total net position) for the calendar year reported.

Total net position is comprised of the following:

- (1) Net investment in capital assets, of \$9,380,286 include property and equipment, net of accumulated depreciation, and reduced for outstanding debt related to the purchase or construction of capital assets.
  - (2) Net position of \$530,912 are restricted by constraints imposed from outside the District such as debt covenants, grantors, laws, or regulations.
  - (3) Unrestricted net position of \$104,508 represent the assets that do not have any third-party limitations on their use.
- The District's governmental funds reported total ending fund balance of \$3,262,002 this year. This compares to the prior year ending fund balance of \$6,295,743 showing a decrease of \$3,033,741 during the current year.
  - At the end of 2019, the fund balance in the General Fund was \$2,362,112 an increase of \$607,368. The increase is primarily due to the sale of a property at 320 Maple.

The above financial highlights are explained in more detail in the "financial analysis" section of this document.

## OVERVIEW OF THE FINANCIAL STATEMENTS

This Management Discussion and Analysis document introduces the District's basic financial statements. The basic financial statements include: (1) government-wide financial statements, (2) fund financial statements, and (3) notes to the basic financial statements. The District also includes in this report additional information to supplement the basic financial statements. Comparative data is presented to allow comparison to the prior calendar year.

### Government-wide Financial Statements

The government-wide financial statements include the statement of net position and the statement of activities. These financial statements include all activities of the District. Governmental activities are normally supported by taxes, intergovernmental revenue and fees and charges.

The statement of net position reports all financial and capital resources of the District, the difference between the assets and deferred outflows, and liabilities and deferred inflows of the District being reported as net position.

The statement of activities demonstrates the degree to which the direct expenses of a given function or segment is offset by program revenue. Direct expenses are those that are clearly identifiable with a specific function or segment. Program revenue include 1) charges to customers or applicants who purchase, use, or directly benefit from goods, services, or privileges provided by a given function or segment and 2) grants and contributions that are restricted to meeting the operational or capital requirements of a particular function or segment. Taxes and other items not properly included among program revenue are reported instead as general revenue.

An important purpose of the design of the statement of activities is to show the financial reliance of the District's distinct activities or functions on revenues provided by the District's taxpayers.

The government-wide financial statements are presented on pages 16 & 17 of this report.

### Fund Financial Statements

A fund is an accountability unit used to maintain control over resources segregated for specific activities or objectives. The District uses funds to ensure and demonstrate compliance with finance-related laws and regulations. Within the basic financial statements, fund financial statements focus on the District's most significant funds rather than the District as a whole. The District has one type of funds:

*Governmental funds* are reported in the fund financial statements and encompass the same functions reported as governmental activities in the government-wide financial statements. However, the focus is very different with fund statements providing a distinctive view of the District's governmental funds. These statements report short-term fiscal accountability focusing on the use of spendable resources and balances of spendable resources available at the end of

the year. They are useful in evaluating annual financing requirements of programs and the commitment of spendable resources for the near-term.

Since the government-wide focus includes the long-term view, comparisons between these two perspectives may provide insight into the long-term impact of short-term financing decisions. Both the governmental fund balance sheet and the governmental fund operating statement provide a reconciliation to assist in understanding the differences between these two perspectives.

The basic governmental fund financial statements are presented on pages 18 to 23 of this report.

### **Notes to the Basic Financial Statements**

The accompanying notes to the basic financial statements provide information essential to a full understanding of the government-wide and fund financial statements. The notes to the basic financial statements begin on page 24 of this report.

### **Required Supplementary Information**

In addition to the basic financial statements and accompanying notes, this report also presents certain required supplementary information concerning the District. This section includes schedules required by GASB 68 and GASB 75. The schedules of the District's proportionate share of PERA's net pension liability and PERA's net OPEB liability and the schedules of employer contributions for both plans can be found on pages 66 to 70 of this report.

### **Supplementary Information**

Budgetary comparison schedules for the District's Debt Service and Capital Improvements Projects Funds can be found on pages 71 to 72 of this report.

### **Other Information**

Schedules of future debt service requirements for the District's long-term obligations as well as a history of the District's assessed valuation, mill levies and property taxes collected can be found on pages 73 to 74 of this report.

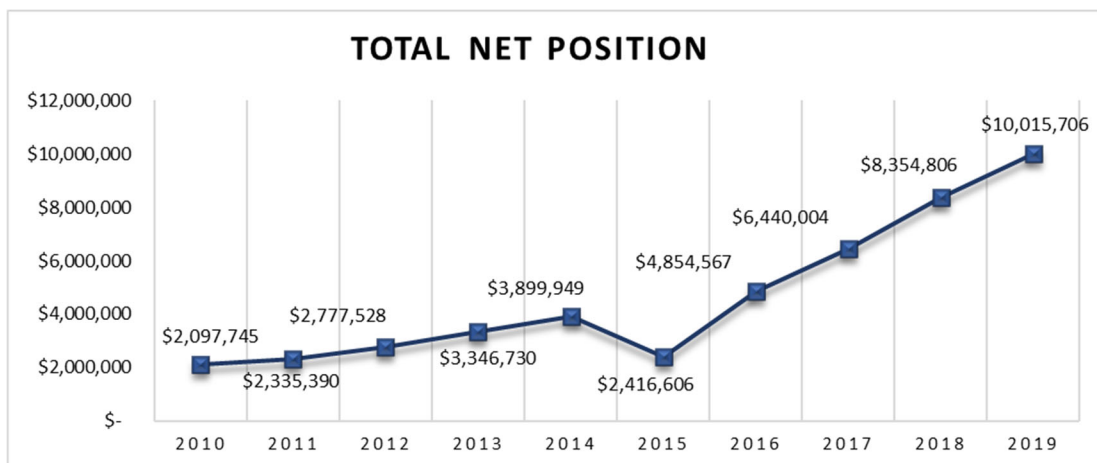
## FINANCIAL ANALYSIS OF THE DISTRICT AS A WHOLE

The District's net position at calendar year-end is \$10,015,706. The following table provides a summary of the District's net position:

### Carbon Valley Parks and Recreation District Summary of Net Position

	2019	2018
<b>Assets</b>		
Current and Other Assets	\$ 7,300,084	\$ 9,668,557
Capital Assets	10,288,083	9,318,947
Total assets	<u>17,588,167</u>	<u>18,987,504</u>
<b>Deferred Outflows of Resources</b>	<u>853,569</u>	<u>595,565</u>
<b>Liabilities</b>		
Long-term liabilities	4,360,630	7,270,072
Other Liabilities	256,733	295,302
Total Liabilities	<u>4,617,363</u>	<u>7,565,374</u>
<b>Deferred Inflows of Resources</b>	<u>3,808,667</u>	<u>3,662,889</u>
<b>Net position</b>		
Net Investment in Capital Asset	9,380,286	5,190,674
Restricted	530,912	3,411,606
Unrestricted	104,508	(247,474)
Total net position	<u>\$ 10,015,706</u>	<u>\$ 8,354,806</u>

The following chart reports the total net position balances from fiscal year 2010 - 2019:



The District continues to maintain a high current ratio, excluding the deferred inflows and outflows of resources. The current ratio compares current assets to current liabilities and is an indication of the ability to pay current obligations. The current ratio for governmental activities is 28.43 to 1 as compared to 32.74 to 1 at December 31, 2018.

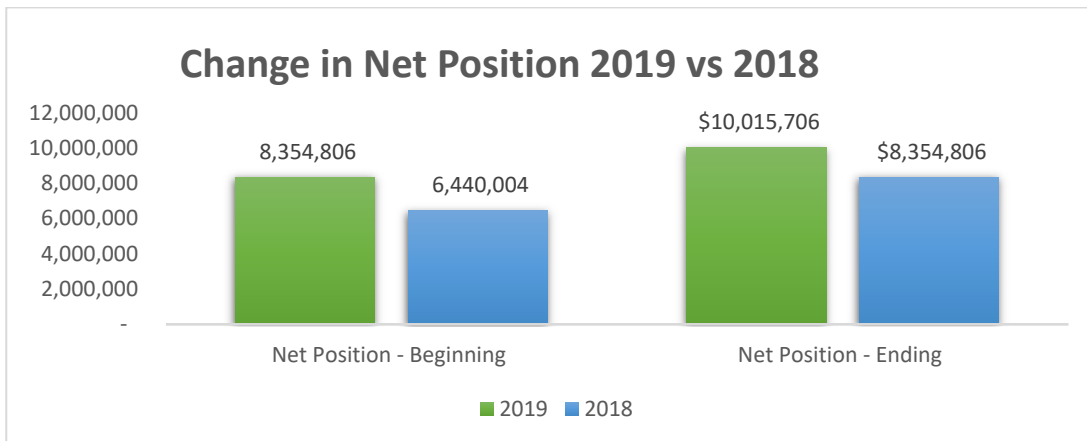
The District reported positive balances in net position for governmental activities. During fiscal year 2019, net position increased \$1,660,900 for governmental activities.

Note that approximately 58.5% of the governmental activities' total assets are tied up in capital assets (with 91.6% of the capital asset cost being depreciable). The District uses these capital assets to provide services to its citizens.

The following table provides a summary of the District's changes in net position:

### Carbon Valley Parks and Recreation District Summary of Changes in Net Position

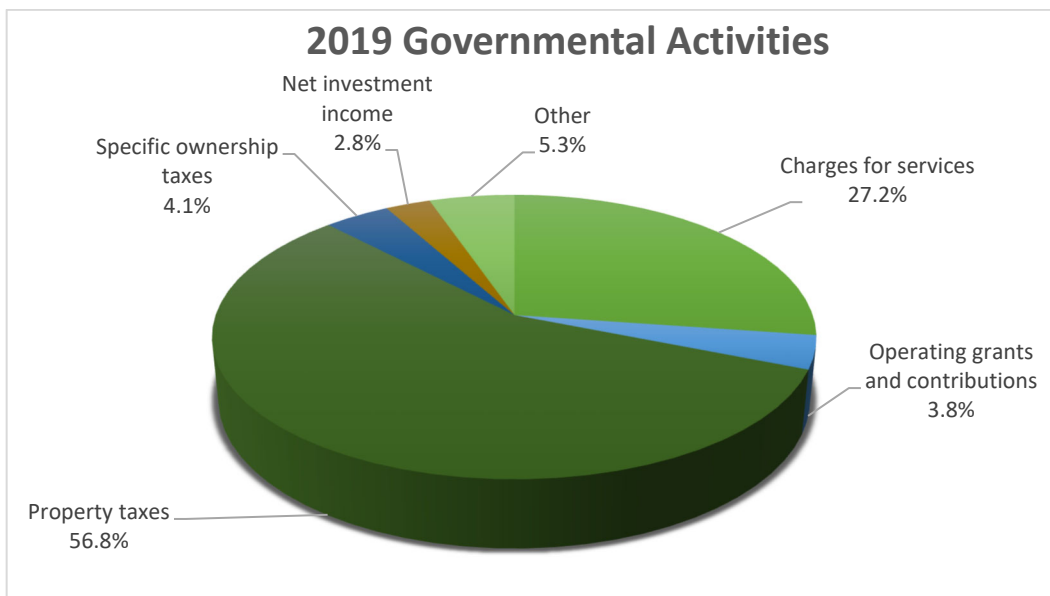
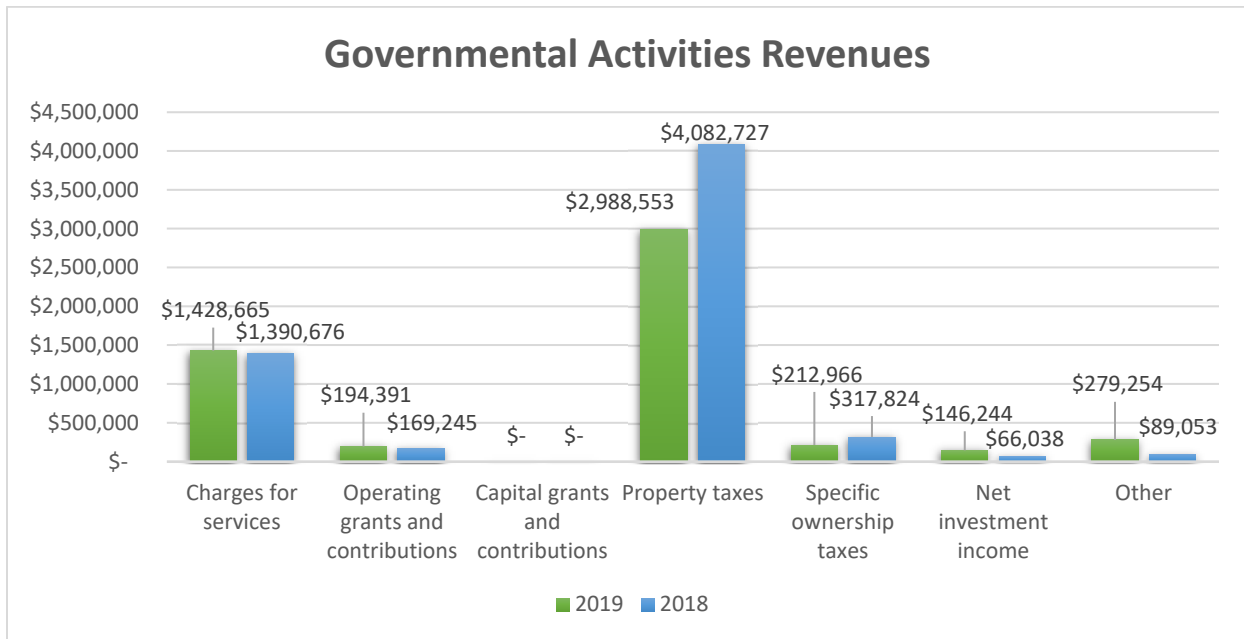
<b>Revenues</b>	<u>2019</u>	<u>2018</u>
Program revenues		
Fees and Charge for Services	\$ 1,428,665	\$ 1,390,676
Operating Grants and Contributions	194,391	169,245
Capital Grants and Contributions	-	-
General Revenues		
Property taxes	2,988,553	4,082,727
Specific ownership taxes	212,966	317,824
Investment Income	146,244	66,038
Other	279,254	89,053
Total revenues	<u>5,250,073</u>	<u>6,115,563</u>
<b>Expenses</b>		
Administration	642,734	1,230,578
Swimming pool, Recreation and Sports Programs	2,750,740	2,747,242
Interest and Long Term Debt	195,699	222,941
Total expenses	<u>3,589,173</u>	<u>4,200,761</u>
<b>Change in Net Position</b>	1,660,900	1,914,802
<b>Net Position - Beginning</b>	8,354,806	6,440,004
<b>Net Position - Ending</b>	<u>\$ 10,015,706</u>	<u>\$ 8,354,806</u>



## Governmental Activity Revenues

The District is heavily reliant on property taxes to support governmental operations. Property taxes provided 56.9% of the District's total revenues as compared 66.8% in calendar year 2018. Note that program revenues covered 45.2% of governmental operating expenses as compared to 37.1% in calendar year 2018.

This means that the government's taxpayers and the District's other general revenues normally fund 54.8% of the governmental activities, primarily from property taxes. As a result, the general economy and housing market have a major impact on the District's revenue streams.



## Governmental Activity Expenses

The following table presents the cost of each of the District's programs, including the net costs (i.e., total cost less revenues generated by the activities). The net costs illustrate the financial burden that was placed on the District's taxpayers by each of these functions.

	Total Cost of Services	Program Revenues	Net Cost of Services	Net Costs Funded by Program Revenues
Administration	\$ 642,734	\$ 14,422	\$ 628,312	2.2%
Swimming Pool, Recreation and Sports Programs	2,750,740	1,608,634	1,142,106	58.5%
Interest and Related Charges on Long-term Debt	195,699	-	195,699	0.0%
	<u>\$ 3,589,173</u>	<u>\$ 1,623,056</u>	<u>\$ 1,966,117</u>	<u>45.2%</u>

The swimming pool, recreation and sports programs functions are the highest cost functions, primarily because this area accounts for the normal day-to-day operations of the District, resulting in \$2,750,740.

## FUND ANALYSIS

### Governmental Funds

Governmental funds are reported in the fund statements with a short-term, inflow and outflow of spendable resources focus. This information is useful in assessing resources available at the end of the year in comparison with upcoming financing requirements. Governmental funds reported ending fund balances of \$3,262,002 compared to the \$6,295,743 at December 31, 2018.

Of this year-end total, legally restricted fund balances are \$530,912. This includes the amount of \$373,912 for capital projects from the Conservation Trust Fund and the money set aside to meet the TABOR emergency reserve requirements, or \$157,000.

Assigned fund balance totals \$1,581,519. Included in this amount is \$968,504 for contingencies and subsequent year's expenditures, and \$613,015 for capital improvements.

The total ending fund balances of governmental funds show a decrease of \$3,033,741 or 48.2% from the prior year.

## Major Governmental Funds

The District reports the following major governmental funds:

**General Fund** – The General Fund is the primary operating fund and the only source of day-to-day services delivery for the District. The General Fund's fund balance increased by \$607,368 in 2019, or 34.6% as compared to a 12.0% decrease in calendar year 2018. The increase is primarily due to the sale of a property at 320 Maple.

Total property tax revenues are \$2,865,567 in 2019, decreasing 5.6% compared to \$3,035,135 collected in 2018. The decrease was due to an increased in abatements filed with the county.

Program revenues decreased \$52,435 in 2019 due to a decrease in program participation and program offerings.

Recreation revenues increased \$81,747, from prior year resulting from an increase in memberships.

Net investment income increased \$16,577 because the District transferred funds held in checking accounts into investment accounts to earn interest on unused funds.

Most other revenue streams were consistent with the prior years' revenues.

Total General Fund expenditures increased \$220,723 over the 2018 amount.

Total administrative expenditures were \$1,128,429 or 19.6% above the 2018 amount. The increase was primarily due to moving IT expenditures to the department and the expense of the 2019 feasibility study.

Within the maintenance function, total expenditures decreased \$417,148. The decrease is related to transferring guest service and IT expenses out of the prior department referred to as operations.

Program and recreation expenditures increased \$225,044 and \$276,171 respectively. The increase is primarily due to the addition of new positions, the increase in the minimum wage and the increase in program expenditures.

A brief discussion of the other major governmental funds follows:

**Special Revenue – Conservation Trust Fund** – This fund is used to account for conservation trust revenues and expenditures incurred for eligible costs. The District uses these funds to invest in capital improvements to the District's facilities and fixed asset items. In 2019, the Conservation Trust Fund received \$190,578 in lottery fund income. This increased \$30,825 or 19.3% compared to 2018.

In 2019, the District utilized Conservation Trust Fund funds to renovate the Recreation Center weight room and purchase new weight equipment and machines. The ending fund balance is \$373,912.

**Debt Service Fund** – This fund is used to account for the accumulation of resources for, and the payment of long-term obligation principal, interest and related costs. In 2019 the District paid off its one General Obligation Bond issued that was approved by voters in 2002. In 2019, the Debt Service Fund received \$122,986 in property tax revenue. This decreased 88.3% from 2018 with \$1,047,592 collected. This is due to a decrease in the District’s mill levy in 2019. The fund balance after the final debt payment was completed was transferred to the Capital Improvement Projects fund to use in future projects at the Districts Recreation Center.

**Capital Improvements Project Fund** – The Capital Improvements Project Fund was created in 2018 by transferring some of the General Fund’s fund balance to utilize and account for capital projects for the District. This fund is used to account for the accumulation of resources for the design, construction and improvements of various individual capital projects of the District. In 2019, \$764,292 was transferred from the General Fund to the Capital Improvements Projects Fund. The fund reports and ending balance of \$525,978.

During the year, \$1,512,877 was spent on the following projects:

- HVAC Replacement - \$519,444
- Locker Room Remodel - \$628,261
- Pool Upgrades - \$309,793
- Administration/Studio Building Remodel - \$55,379

#### **GENERAL FUND BUDGETARY HIGHLIGHTS**

Revenue from property taxes were \$116,201 under budget in 2019. Specific ownership tax exceeded the budget by \$25,296. Program revenue came in under budget by \$80,021 due to a decrease in program participation and program offerings. Recreation revenue can in under budget by \$41,766 due to the closure of the recreation center building during construction.

Net investment income was over budget by \$25,088 in 2019. This is due to the District diversifying its available funds into investment accounts to earn interest and due to conservative budgeting.

In total, the District recognized 108.7% of the final revenue budget.

The expenditures for the administrative department was over budget by \$52,856. The program and recreation departments came in \$224,849 and \$79,914 under budget respectively. This was primarily due to facility closures during construction and a decrease in due to a decrease in program participation and program offerings.

In total, the District under spent the final expenditure budget for the general fund by \$188,671.

## CAPITAL ASSETS AND DEBT ADMINISTRATION

### Capital Assets

The District's investment in capital assets, net of accumulated depreciation, for governmental activities as of December 31, 2019, was \$10,288,083. The change in this net investment was an approximate 0.9% decrease. See Note 4 for additional information about changes in capital assets during the calendar year and outstanding at the end of the year.

The following table provides a summary of capital asset activity:

### Capital Assets

	2019	2018
Non-depreciable assets:		
Land	\$ 175,847	\$ 175,847
Construction in Process	683,640	-
Total non-depreciable	859,487	175,847
Depreciable assets:		
Buildings and improvements	12,789,511	12,332,078
Equipment	357,130	416,569
Vehicles	244,887	260,770
Total depreciable assets	13,391,528	13,009,417
Less accumulated depreciation	3,962,932	3,866,317
Book value - depreciable assets	9,428,596	9,143,100
Percentage depreciated	70%	70%
Total book value	\$ 10,288,083	\$ 9,318,947

The various capitalized additions to governmental activities capital assets of \$1,669,682 include:

- Construction in process – Locker Room Remodel - \$628,261
- Construction in process - Administration/Studio Building Remodel - \$55,379
- HVAC Replacement - \$519,444
- Pool Upgrades - \$309,793
- Weight Room Remodel - \$33,196
- Weight Room Equipment - \$98,153
- Commercial Robotic Cleaner – Pool Equipment - \$5,163
- 2019 Sand Pro - \$20,293

Additional information on the District's capital assets can be found in Note 4 to the financial statements.

## Long-term Debt

The following table reports debt balances at December 31, 2019 and 2018, exclusive of deferred debt related items.

### Long-Term Debt

	<u>2019</u>	<u>2018</u>
General Obligation Bond	\$ -	\$ 2,975,000
Capital Lease Obligations	<u>907,797</u>	<u>1,203,980</u>
Total Long-Term Debt	<u>\$ 907,797</u>	<u>\$ 4,178,980</u>

See Note 5 for additional information about the District's long-term debt.

### ECONOMIC CONDITIONS EFFECTING THE DISTRICT AND NEXT YEAR'S BUDGET AND RATES

The District is in a strong financial position. Since 2013, the District has experienced unprecedented residential growth. The open land available for development and coupled with low interest rates, has resulted in residential development increasing in the District. With the increase in property development, the District should anticipate an increase in property tax revenues over the next few years. However, with the increase in population we expect an increase in memberships and use of District facilities. With limited funds to expand, the District has invested in additional space through a commercial rental in Firestone to increase programming options and space.

Maintaining fund balances are critical to the financial health of the District. Based on TABOR the District will continue to hold 3% of revenues in fund balance, in addition, the Board of Directors have decided to set aside more funds in another account that will allow the District to continue operations longer if needed. The Board of Directors have also decided to create a fund balance reserve for a vehicle and equipment replacement program. A specified amount will be designated in fund balance to assign funds for these future expenditures. The Board of Directors will appropriate the funds in the years needed through resolution.

The District will continue to create a long-term capital improvement plan to maintain and improve current District facilities by transferring additional revenues from the General Fund to the Capital Improvement Projects Fund.

## **Contacting the District's Financial Management**

The financial report is designed to provide our citizens, taxpayers, customers, investors and creditors with a general overview of the District's finances and to show the District's accountability for the funds and assets it receives. If you have questions about this report, or should you need additional information, contact the District's Finance Department at Carbon Valley Parks and Recreation District, 8350 County Rd 13, STE 180, Firestone, CO 80504.

## **BASIC FINANCIAL STATEMENTS**

**CARBON VALLEY PARKS AND RECREATION DISTRICT**

**STATEMENT OF NET POSITION  
December 31, 2019**

<b>Assets</b>	
Cash and Investments	\$ 2,998,673
Cash and Investments - Restricted	373,912
Due from County Treasurer	94,697
Property Taxes Receivable	3,808,260
Prepaid Expenditures	24,542
Capital Assets Not Being Depreciated	859,487
Capital Assets, Net of Accumulated Depreciation	9,428,596
<b>Total Assets</b>	17,588,167
<b>Deferred Outflows of Resources</b>	
Pension Contributions Subsequent to Measurement Date	225,680
OPEB Contributions Subsequent to Measurement Date	18,154
Pension Related Deferrals	596,074
OPEB Related Deferrals	13,661
<b>Total Deferred Outflows of Resources</b>	853,569
<b>Liabilities</b>	
Accounts Payable	144,667
Accrued Wages and Benefits	84,555
Unearned Revenue	600
Accrued Compensated Absences	18,179
Accrued Interest Payable	8,732
Noncurrent Liabilities	
Due Within One Year	123,053
Due In More Than One Year	784,744
Net Pension Liability	3,185,494
Net OPEB Liability	267,339
<b>Total Liabilities</b>	4,617,363
<b>Deferred Inflows of Resources</b>	
Deferred Revenue - Property Taxes	3,808,260
OPEB Related Deferrals	407
<b>Total Deferred Inflows of Resources</b>	3,808,667
<b>Net Position</b>	
Net Investment in Capital Assets	9,380,286
Restricted	
Labor Emergencies	157,000
Conservation Trust Fund	373,912
Unrestricted	104,508
<b>Total Net Position</b>	\$ 10,015,706

The notes to the financial statements are an integral part of this statement.

**CARBON VALLEY PARKS AND RECREATION DISTRICT**

**STATEMENT OF ACTIVITIES  
For the Year Ended December 31, 2019**

<b>Function/Program Activities</b>	<b>Expenses</b>	<b>Program Revenues</b>		<b>Capital Grants and Contributions</b>	<b>Net (Expense) Revenue and Changes in Net Position</b>
		<b>Charges for Services</b>	<b>Operating Grants and Contributions</b>		
Administration	\$ 642,734	\$ 10,609	\$ 3,813	\$ -	\$ (628,312)
Swimming Pool, Recreation and Sports Programs	2,750,740	1,418,056	190,578	-	(1,142,106)
Interest and Related Charges on Long-term Debt	195,699	-	-	-	(195,699)
<b>Total</b>	<b>\$ 3,589,173</b>	<b>\$ 1,428,665</b>	<b>\$ 194,391</b>	<b>\$ -</b>	<b>(1,966,117)</b>

General Revenues	
Property Taxes	2,988,553
Specific Ownership Taxes	212,966
Net Investment Income	146,244
Other	84,156
Gain on disposition of assets	195,098
<b>Total General Revenues</b>	<b>3,627,017</b>
Change in Net Position	1,660,900
Net Position - Beginning	8,354,806
<b>Net Position - Ending</b>	<b>\$ 10,015,706</b>

The notes to the financial statements are an integral part of this statement.

**CARBON VALLEY PARKS AND RECREATION DISTRICT**

**BALANCE SHEET  
GOVERNMENTAL FUNDS  
December 31, 2019**

	<b>General Fund</b>	<b>Debt Service Fund</b>	<b>Conservation Trust Fund</b>	<b>Capital Improvement Project Fund</b>	<b>Total Governmental Funds</b>
<b>Assets</b>					
Cash and Investments	\$ 2,476,592	\$ -	\$ -	\$ 522,081	\$ 2,998,673
Cash and Investments - Restricted	-	-	373,912	-	373,912
Receivable from County Treasurer	90,800	3,897	-	-	94,697
Property Taxes Receivable	3,808,260	-	-	-	3,808,260
Prepaid Expenditures	24,542	-	-	-	24,542
Due from Other Funds	-	-	-	3,897	3,897
<b>Total Assets</b>	<b>\$ 6,400,194</b>	<b>\$ 3,897</b>	<b>\$ 373,912</b>	<b>\$ 525,978</b>	<b>\$ 7,303,981</b>
<b>Liabilities</b>					
Accounts Payable	\$ 144,667	\$ -	\$ -	\$ -	\$ 144,667
Accrued Wages and Benefits	84,555	-	-	-	84,555
Unearned Revenue	600	-	-	-	600
Due to Other Funds	-	3,897	-	-	3,897
<b>Total Liabilities</b>	<b>229,822</b>	<b>3,897</b>	<b>-</b>	<b>-</b>	<b>233,719</b>
<b>Deferred Inflows of Resources</b>					
Deferred Revenue - Property Taxes	3,808,260	-	-	-	3,808,260
<b>Fund Balances</b>					
Nonspendable	24,542	-	-	-	24,542
Restricted for:					
TABOR Emergencies	157,000	-	-	-	157,000
Conservation Trust Fund	-	-	373,912	-	373,912
Assigned for:					
Contingencies	968,504	-	-	-	968,504
Capital Improvements	87,037	-	-	525,978	613,015
Unassigned	1,125,029	-	-	-	1,125,029
<b>Total Fund Balances</b>	<b>2,362,112</b>	<b>-</b>	<b>373,912</b>	<b>525,978</b>	<b>3,262,002</b>
<b>Total Liabilities, Deferred Inflows of Resources and Fund Balances</b>	<b>\$ 6,400,194</b>	<b>\$ 3,897</b>	<b>\$ 373,912</b>	<b>\$ 525,978</b>	<b>\$ 7,303,981</b>

The notes to the financial statements are an integral part of this statement.

**CARBON VALLEY PARKS AND RECREATION DISTRICT**  
**RECONCILIATION OF THE GOVERNMENTAL FUNDS**  
**BALANCE SHEET TO THE STATEMENT OF NET POSITION**  
**December 31, 2019**

<b>Total Fund Balance - Governmental Funds</b>		<b>\$ 3,262,002</b>
Total net position reported for governmental activities in the statement of net position is different because:		
Capital assets used in governmental activities are not financial resources and therefore are not reported in the funds.		
Those assets consist of:		
Land	\$ 175,847	
Construction in process	683,640	
Building and improvements	12,789,511	
Equipment	357,130	
Vehicles	244,887	
Less accumulated depreciation	<u>(3,962,932)</u>	10,288,083
Long-term liabilities applicable to the District's governmental activities are not due and payable in the current period and accordingly are not reported as fund liabilities. Interest on long-term debt is not accrued in governmental funds, but rather is recognized as an expenditure when due. All liabilities - both current and long-term - are reported in the statement of net position.		
Balances at year-end are:		
Capital Lease Obligations	(907,797)	
Compensated Absences	(18,179)	
Net Pension Liability	(3,185,494)	
Net OPEB Liability	<u>(267,339)</u>	(4,378,809)
Deferred outflows and inflows or resources related to pensions are applicable to future periods and, therefore, are not reported in the funds		
Pension contributions subsequent to the measurement date	225,680	
OPEB contributions subsequent to the measurement date	18,154	
Deferred outflows of resources related to pensions	596,074	
Deferred outflows of resources related to OPEB	13,661	
Deferred inflows of resources related to OPEB	<u>(407)</u>	853,162
Interest on long-term debt is not accrued in the funds, but rather is recognized as an expenditure when due		
		<u>(8,732)</u>
<b>Net Position - Governmental Activities</b>		<b><u><u>\$ 10,015,706</u></u></b>

The notes to the financial statements are an integral part of this statement.

**CARBON VALLEY PARKS AND RECREATION DISTRICT**

**STATEMENT OF REVENUES, EXPENDITURES AND CHANGES IN FUND BALANCES  
GOVERNMENTAL FUNDS  
For the Year Ended December 31, 2019**

	<b>General Fund</b>	<b>Debt Service Fund</b>	<b>Conservation Trust Fund</b>	<b>Capital Improvement Project Fund</b>	<b>Total Governmental Funds</b>
<b>Revenues</b>					
Property Taxes	\$ 2,865,567	\$ 122,986	\$ -	\$ -	\$ 2,988,553
Specific Ownership Taxes	204,202	8,764	-	-	212,966
Intergovernmental	-	-	190,578	-	190,578
Charges for Services:					
Program Revenue	654,702	-	-	-	654,702
Recreation Revenue	763,354	-	-	-	763,354
Maintenance Revenue	10,609	-	-	-	10,609
Grants and Donations	3,813	-	-	-	3,813
Net Investment Income	51,595	65,388	7,776	21,485	146,244
Proceeds from Sale of Assets	586,223	-	-	-	586,223
Miscellaneous Income	84,156	-	-	-	84,156
<b>Total Revenues</b>	<b>5,224,221</b>	<b>197,138</b>	<b>198,354</b>	<b>21,485</b>	<b>5,641,198</b>
<b>Expenditures</b>					
<b>Current</b>					
Administration	1,082,842	-	-	-	1,082,842
Maintenance	622,161	-	-	-	622,161
Program	778,936	-	-	-	778,936
Recreation	1,074,529	-	-	-	1,074,529
<b>Debt Service</b>					
Lease Principal	296,183	-	-	-	296,183
Interest Expense	41,615	-	-	-	41,615
County Treasurer's Fees	45,587	1,847	-	-	47,434
Principal	-	2,975,000	-	-	2,975,000
Interest	-	111,813	-	-	111,813
Paying Agent Fees	-	200	-	-	200
<b>Capital Outlay</b>	<b>-</b>	<b>-</b>	<b>131,349</b>	<b>1,512,877</b>	<b>1,644,226</b>
<b>Total Expenditures</b>	<b>3,941,853</b>	<b>3,088,860</b>	<b>131,349</b>	<b>1,512,877</b>	<b>8,674,939</b>
<b>Excess Revenues Over (Under)</b>					
<b>Expenditures</b>	1,282,368	(2,891,722)	67,005	(1,491,392)	(3,033,741)
<b>Other Financing Sources (Uses)</b>					
Transfers In (Out)	(675,000)	(89,292)	-	764,292	-
<b>Net Change in Fund Balances</b>	<b>607,368</b>	<b>(2,981,014)</b>	<b>67,005</b>	<b>(727,100)</b>	<b>(3,033,741)</b>
<b>Fund Balances - Beginning</b>	<b>1,754,744</b>	<b>2,981,014</b>	<b>306,907</b>	<b>1,253,078</b>	<b>6,295,743</b>
<b>Fund Balances - Ending</b>	<b>\$ 2,362,112</b>	<b>\$ -</b>	<b>\$ 373,912</b>	<b>\$ 525,978</b>	<b>\$ 3,262,002</b>

The notes to the financial statements are an integral part of this statement.

**CARBON VALLEY PARKS AND RECREATION DISTRICT**

**RECONCILIATION OF THE STATEMENT OF REVENUES, EXPENDITURES AND CHANGES IN  
FUND BALANCES OF GOVERNMENTAL FUNDS TO THE STATEMENT OF ACTIVITIES  
For the Year Ended December 31, 2019**

**Net Change in Fund Balances - Governmental Funds** \$ (3,033,741)

Amounts reported for governmental activities in the statement of activities are different because:

Governmental funds report capital outlays as expenditures.

However, in the statement of activities the cost of those assets is allocated over their estimated useful lives and reported as depreciation expense. Additionally any gain (loss) on the disposal of capital assets is reported in the Statement of Activities, however the governmental funds only report any proceeds received on the disposal of capital assets.

Capital Outlay	1,669,682
Depreciation Expense	(309,421)
Loss on disposition of assets	(391,125)

The issuance of long-term debt (e.g., bonds, leases) provides current financial resources to governmental funds, while the repayment of the principal of long-term debt consumes the current financial resources of governmental funds. Also, governmental funds report the effect of premiums, discounts, and similar items when debt is first issued, whereas these amounts are deferred and amortized in the statement of activities.

Repayments of principal:

General Obligation Refunding Bonds	2,975,000
Capital Lease Obligations	296,183
Amortization of bond premium	87,965
Amortization of cost of refunding	(138,672)

Some revenues/expenses reported in the statement of activities do not require the use of current financial resources and, therefore, are not reported as expenditures in governmental funds.

Accrued interest on liabilities - Change in liability	10,483
Compensated absences - Change in liability	(3,817)
Pension expense	278,415
OPEB expense	(23,886)
Pension contributions subsequent to the measurement date	225,680
OPEB contributions subsequent to the measurement date	18,154

**Change in Net Position - Governmental Activities** \$ 1,660,900

The notes to the financial statements are an integral part of this statement.

**CARBON VALLEY PARKS AND RECREATION DISTRICT**

**GENERAL FUND**

**STATEMENT OF REVENUES, EXPENDITURES  
AND CHANGES IN FUND BALANCE - BUDGET AND ACTUAL**

**For the Year Ended December 31, 2019**

**(With Comparative Actual Totals for the Year Ended December 31, 2018)**

	<b>Original and Final Budget</b>	<b>Actual Amounts</b>	<b>Variance with Final Budget - Positive (Negative)</b>	<b>2018 Actual</b>
<b>Revenues</b>				
Property Tax Revenue	\$ 2,981,768	\$ 2,865,567	\$ (116,201)	\$ 3,035,135
Specific Ownership Taxes	178,906	204,202	25,296	236,273
Program Revenue	734,723	654,702	(80,021)	707,137
Recreation Revenue	805,120	763,354	(41,766)	681,607
Maintenance Revenue	3,000	10,609	7,609	1,932
Grants and Donations	-	3,813	3,813	9,492
Net Investment Income	26,507	51,595	25,088	35,018
Proceeds from Sale of Assets	-	586,223	586,223	-
Miscellaneous Income	75,500	84,156	8,656	89,053
<b>Total Revenues</b>	<b>4,805,524</b>	<b>5,224,221</b>	<b>418,697</b>	<b>4,795,647</b>
<b>Expenditures</b>				
<b>Current</b>				
Administration	1,075,573	1,128,429	(52,856)	943,655
Operations	621,969	622,161	(192)	1,039,309
Program	1,003,785	778,936	224,849	553,892
Recreation	1,154,443	1,074,529	79,914	798,358
<b>Debt Service</b>				
Lease Principal	208,698	296,183	(87,485)	189,068
Interest Expense	66,056	41,615	24,441	57,662
<b>Capital Outlay</b>	-	-	-	139,186
<b>Total Expenditures</b>	<b>4,130,524</b>	<b>3,941,853</b>	<b>188,671</b>	<b>3,721,130</b>
<b>Excess Revenues Over (Under) Expenditures</b>	<b>675,000</b>	<b>1,282,368</b>	<b>607,368</b>	<b>1,074,517</b>
<b>Other Financing Sources (Uses)</b>				
Transfers Out	(1,675,000)	(675,000)	(1,000,000)	(1,314,338)
<b>Total Other Financing Sources (Uses)</b>	<b>(1,675,000)</b>	<b>(675,000)</b>	<b>(1,000,000)</b>	<b>(1,314,338)</b>
<b>Net Change in Fund Balance</b>	<b>(1,000,000)</b>	<b>607,368</b>	<b>(392,632)</b>	<b>(239,821)</b>
<b>Fund Balance - Beginning</b>	<b>2,626,816</b>	<b>1,754,744</b>	<b>(872,072)</b>	<b>1,994,565</b>
<b>Fund Balance - Ending</b>	<b>\$ 1,626,816</b>	<b>\$ 2,362,112</b>	<b>\$ (1,264,704)</b>	<b>\$ 1,754,744</b>

The notes to the financial statements are an integral part of this statement.

**CARBON VALLEY PARKS AND RECREATION DISTRICT**

**SPECIAL REVENUE FUND - CONSERVATION TRUST FUND**

**STATEMENT OF REVENUES, EXPENDITURES  
AND CHANGES IN FUND BALANCE - BUDGET AND ACTUAL**

**For the Year Ended December 31, 2019**

**(With Comparative Actual Totals for the Year Ended December 31, 2018)**

	<b>Original Budget</b>	<b>Final Budget</b>	<b>Actual Amounts</b>	<b>Variance with Final Budget - Positive (Negative)</b>	<b>2018 Actual</b>
<b>Revenues</b>					
Lottery Fund Income	\$ 148,000	\$ 148,000	\$ 190,578	\$ 42,578	\$ 159,753
Net Investment Income	851	851	7,776	6,925	17,562
<b>Total Revenues</b>	<u>148,851</u>	<u>148,851</u>	<u>198,354</u>	<u>49,503</u>	<u>177,315</u>
<b>Expenditures</b>					
Capital Outlay	120,000	131,350	131,349	1	-
<b>Net Change in Fund Balance</b>	28,851	17,501	67,005	49,504	177,315
<b>Fund Balance - Beginning</b>	282,466	282,466	306,907	24,441	129,592
<b>Fund Balance - Ending</b>	<u>\$ 311,317</u>	<u>\$ 299,967</u>	<u>\$ 373,912</u>	<u>\$ 73,945</u>	<u>\$ 306,907</u>

The notes to the financial statements are an integral part of this statement.

# CARBON VALLEY PARKS AND RECREATION DISTRICT

## NOTES TO THE FINANCIAL STATEMENTS DECEMBER 31, 2019

---

---

### **Note 1 – Definition of Reporting Entity**

The Carbon Valley Parks and Recreation District (the District), is a quasi-municipal corporation Carbon Valley Park and Recreation District (the District), a quasi-municipal corporation and political subdivision of the State of Colorado, was organized in 1983 and is governed pursuant to provisions of the Colorado Special District Act (Title 32, Article 1, Colorado Revised Statutes). The District operates under a Service Plan approved by the County of Weld County, Colorado. The District's service area is located in Weld County, Colorado including the communities of Frederick, Firestone, Dacono and the surrounding rural area. The District was established to construct and maintain parks and recreation facilities.

The District follows the Governmental Accounting Standards Board (GASB) accounting pronouncements, which provide guidance for determining which governmental activities, organizations, and functions should be included within the financial reporting entity. GASB pronouncements set forth the financial accountability of a governmental organization's elected governing body as the basic criterion for including a possible component governmental organization in a primary government's legal entity. Financial accountability includes, but is not limited to, appointment of a voting majority of the organization's governing body, ability to impose its will on the organization, a potential for the organization to provide specific financial benefits or burdens and fiscal dependency.

The District is not financially accountable for any other District organization, nor is the District a component unit of any other primary governmental entity.

### **Note 2 – Summary of Significant Accounting Policies**

The more significant accounting policies of the District are described as follows:

#### **Government-Wide and Fund Financial Statements**

The government-wide financial statements include the statement of net position and the statement of activities. These financial statements include all of the activities of the District. Governmental activities are normally supported by taxes, intergovernmental revenue and fees and charges.

The statement of net position reports all financial and capital resources of the District, the difference between the assets and deferred outflows, and liabilities and deferred inflows of the District being reported as net position.

# CARBON VALLEY PARKS AND RECREATION DISTRICT

## NOTES TO THE FINANCIAL STATEMENTS DECEMBER 31, 2019

---

---

The statement of activities demonstrates the degree to which the direct expenses of a given function or segment is offset by program revenue. *Direct expenses* are those that are clearly identifiable with a specific function or segment. *Program revenue* include 1) charges to customers or applicants who purchase, use, or directly benefit from goods, services, or privileges provided by a given function or segment and 2) grants and contributions that are restricted to meeting the operational or capital requirements of a particular function or segment. Taxes and other items not properly included among program revenue are reported instead as *general revenue*.

Separate financial statements are provided for governmental funds. Major individual governmental funds are reported in separate columns in the fund financial statements.

### **Measurement Focus, Basis of Accounting, and Financial Statement Presentation**

The government-wide financial statements are reported using the economic resources measurement focus and the accrual basis of accounting. Revenues are recorded when earned and expenses are recorded when a liability is incurred, regardless of the timing of related cash flows. Property taxes are recognized as revenues in the year for which they are levied. Other items are recognized as revenues as soon as all eligibility requirements imposed by the provider have been met. Depreciation is computed and recorded as an operating expense. Expenditures for capital assets are shown as increases in assets and redemption of bonds and notes are recorded as a reduction in liabilities.

Governmental fund financial statements are reported using the current financial resources measurement focus and the modified accrual basis of accounting. Revenues are recognized as soon as they are both measurable and available. Revenues are considered to be available when they are collectible within the current period or soon enough thereafter to pay liabilities of the current period. For this purpose, the District considers revenues to be available if they are collected within 60 days after year-end. The major sources of revenue susceptible to accrual are property taxes. All other revenue items are considered to be measurable and available only when cash is received by the District. Expenditures are recorded when the related fund liability is incurred, as under accrual accounting. However, debt service expenditures are recorded only when payment is due.

# CARBON VALLEY PARKS AND RECREATION DISTRICT

## NOTES TO THE FINANCIAL STATEMENTS DECEMBER 31, 2019

---

---

The District reports the following major governmental funds:

**General Fund** – This fund is the general operating fund of the District. It is used to account for all financial resources except those required to be accounted for in another fund.

**Special Revenue – Conservation Trust Fund** – This fund is used to account for conservation trust revenues and expenditures incurred for eligible costs. Conservation Trust Fund revenue is restricted for the acquisition, development, and maintenance of new conservation sites or for capital improvements or maintenance for recreational purposes on any public site.

**Debt Service Fund** – This fund is used to account for the accumulation of resources for, and the payment of long-term obligation principal, interest and related costs.

**Capital Improvements Project Fund** - This fund is used to account for the accumulation of resources for the design, construction and improvements of various individual capital projects of the District.

### **Budgets**

In accordance with the State Budget Law, the District's Board of Directors holds public hearings in the fall each year to approve the budget and appropriate the funds for the ensuing year. The appropriation is at the total fund expenditures level and lapses at year end. The District's Board of Directors may modify the budget by line item within the total appropriation without notification. The appropriation can only be modified upon completion of notification and publication requirements. The budget includes each fund on its basis of accounting unless otherwise indicated.

The District amended its annual budget for the year ended December 31, 2019.

### **Pooled Cash and Investments**

The District follows the practice of pooling cash and investments of all funds to maximize investment earnings. Except when required by trust or other agreements, all cash is deposited to and disbursed from a single account. Cash in excess of immediate operating requirements is pooled for deposit and investment flexibility. Investment earnings are allocated periodically to the participating funds based upon each fund's average equity balance in the total cash and investments. Investments are carried at fair value.

Cash and investments are presented on the balance sheet in the basic financial statements at fair value.

**CARBON VALLEY PARKS AND RECREATION DISTRICT**

**NOTES TO THE FINANCIAL STATEMENTS**

**DECEMBER 31, 2019**

---

---

**Property Taxes**

Property taxes are levied by the District Board of Directors. The levy is based on assessed valuations determined by the County Assessors generally as of January 1 of each year. The levy is normally set December 15 by certification to the County Commissioners to put the tax lien on the individual properties as of January 1 of the following year. The County Treasurers collect the determined taxes during the ensuing calendar year. The taxes are payable by April or if in equal installments, at the taxpayer's election, in February and June. Delinquent taxpayers are notified in August and sales of the tax liens on delinquent properties are normally held in November or December. The County Treasurers remit the taxes collected monthly to the District.

Property taxes, net of estimated uncollectible taxes, are recorded initially as deferred inflow of resources in the year they are levied and measurable. Property taxes are recorded as revenue in the year it is available or collected (the year it is levied for).

**Interfund Receivables and Payables**

Transactions between funds that are representative of lending/borrowing arrangements outstanding at the end of the fiscal year are referred to as either "due to/from other funds" (i.e. the current portion of interfund loans) or "advances to/from other funds" (i.e. the non-current portion of interfund loans).

**Capital Assets**

Capital assets, which include property and equipment, are reported in the government-wide financial statements. Capital assets defined by the District as assets include improvements to buildings and equipment with an initial, individual cost of more than \$5,000 and an estimated useful life in excess of one year. Such assets are recorded at historical cost or estimated historical cost if purchased or constructed. Donated capital assets are recorded at estimated fair market value at the date of donation. The costs of normal maintenance and repairs that do not add to the value of the asset or materially extend assets lives are not capitalized.

Property and equipment of the District is depreciated using the straight-line method over the following estimated useful lives:

Building and improvements	7-50 years
Equipment	5-20 years
Vehicles	5-12 years

# CARBON VALLEY PARKS AND RECREATION DISTRICT

## NOTES TO THE FINANCIAL STATEMENTS DECEMBER 31, 2019

---

---

### **Long Term Obligations**

In the government-wide financial statements, debt premiums and discounts are deferred and amortized over the life of the issue using the effective interest method.

In the fund financial statements, governmental fund types recognize debt premiums and discounts, as well as debt issuance costs, during the current period. The face amount of debt issued is reported as other financing sources. Premiums received on debt issuances are reported as other financing sources while discounts on debt issuances are reported as other financing uses. Issuance costs, whether or not withheld from the actual debt proceeds received, are reported as debt service expenditures.

### **Paid Time Off (Compensated Absences)**

It is the District's policy to allow employees to accumulate unused paid time off (PTO) up to a certain maximum number of hours, depending on years of service. All such benefits are accrued when incurred in the government-wide financial statements. A liability for this amount is reported in governmental funds only if they have matured, for example, because of employee resignations and retirements. PTO is generally liquidated by the General Fund. All unpaid PTO balances are paid at the hourly rate when the employee retires, resigns or is terminated according to a vesting schedule based on years of service. The District has reported a liability for accrued compensated absences of \$18,179 at December 31, 2019.

### **Deferred Outflows/Inflows of Resources**

In addition to assets, the statement of net position reports a separate section for deferred outflows of resources. This separate financial statement element, *deferred outflows of resources*, represents a consumption of net position that applies to a future period(s) and so will *not* be recognized as an outflow of resources (expense/expenditure) until then. The government only has three items that qualifies for reporting in this category. Accordingly, the items *pension and OPEB contributions subsequent to measurement date*, and *pension and OPEB related deferrals* are deferred and recognized as outflows of resources in the period that the amounts become available.

In addition to liabilities, the statement of net position and the fund balance sheet report a separate section for deferred inflows of resources. This separate financial statement element, *deferred inflows of resources*, represents an acquisition of net position that applies to a future period(s) and so will *not* be recognized as an inflow of resources (revenue) until that time. The government has two types of items that qualify for reporting in this category. Accordingly, the items, *deferred property tax revenue* and *pension and OPEB related deferrals*, are deferred and recognized as an inflow of resources in the period that the amounts become available.

## CARBON VALLEY PARKS AND RECREATION DISTRICT

### NOTES TO THE FINANCIAL STATEMENTS DECEMBER 31, 2019

---

---

#### Pensions

The District participates in the Local Government Division Trust Fund (LGDTF), a cost-sharing multiple-employer defined benefit pension fund administered by the Public Employees' Retirement Association of Colorado (PERA). The net pension liability, deferred outflows of resources and deferred inflows of resources related to pensions, pension expense, information about the fiduciary net position and additions to/deductions from the fiduciary net position of the LGDTF have been determined using the economic resources measurement focus and the accrual basis of accounting. For this purpose, benefit payments (including refunds of employee contributions) are recognized when due and payable in accordance with the benefit terms. Investments are reported at fair value.

The Colorado General Assembly passed significant pension reform through Senate Bill (SB) 18-200: *Concerning Modifications to the Public Employees' Retirement Association Hybrid Defined Benefit Plan Necessary to Eliminate with a High Probability the Unfunded Liability of the Plan Within the Next Thirty Years*. The bill was signed into law by Governor Hickenlooper on June 4, 2018. A brief description of some of the major changes to plan provisions required by SB 18-200 for the LGDTF that were in effect on the LGDTF's December 31, 2018 measurement date are listed below. A full copy of the bill can be found online at [www.leg.colorado.gov](http://www.leg.colorado.gov).

- Increases employee contribution rates for the LGDTF by a total of 2 percent (to be phased in over a period of 3 years starting on July 1, 2019).
- Modifies the retirement benefits, including temporarily suspending and reducing the annual increase for all current and future retirees, increases the highest average salary for employees with less than five years of service credit on December 31, 2019 and raises the retirement age for new employees.
- Member contributions, employer contributions, the direct distribution from the State, and the annual increases will be adjusted based on certain statutory parameters beginning July 1, 2020, and then each year thereafter, to help keep PERA on path to full funding in 30 years.
- Expands eligibility to participate in the PERA DC Plan to members of the Local Government Division hired on or after January 1, 2019. Beginning January 1, 2021, and every year thereafter, employer contribution rates for the LGDTF will be adjusted to include a defined contribution supplement based on the employer contribution amount paid to defined contribution plan participant accounts that would have otherwise gone to the defined benefit trusts to pay down the unfunded liability plus any defined benefit investment earnings thereon.

**CARBON VALLEY PARKS AND RECREATION DISTRICT**

**NOTES TO THE FINANCIAL STATEMENTS  
DECEMBER 31, 2019**

---

---

**Other Postemployment Benefits (OPEB).**

The District participates in the Health Care Trust Fund (HCTF), a cost-sharing multiple-employer defined benefit OPEB fund administered by the Public Employees' Retirement Association of Colorado ("PERA"). The net OPEB liability, deferred outflows of resources and deferred inflows of resources related to OPEB, OPEB expense, information about the fiduciary net position and additions to/deductions from the fiduciary net position of the HCTF have been determined using the economic resources measurement focus and the accrual basis of accounting. For this purpose, benefits paid on behalf of health care participants are recognized when due and/or payable in accordance with the benefit terms. Investments are reported at fair value.

**Net Position and Fund Equity**

Net Position

The government-wide financial statements utilize a net position presentation. Net position is categorized as net investment in capital assets, restricted and unrestricted.

Net investment in capital assets consists of capital assets, net of accumulated depreciation and reduced by the outstanding balances of bonds, mortgages, notes or other borrowings that are attributable to the acquisition, construction or improvement of those assets.

Restricted net position is subject to restrictions by creditors, grantors, contributors, or laws or regulations of other governments or imposed by law through constitutional provision or enabling legislation.

Unrestricted net position represents assets that do not have any third-party limitations on their use.

For government -wide presentation purposes, when both restricted and unrestricted resources are available for use, it is the District's practice to use restricted resources first, then unrestricted resources as they are needed.

**CARBON VALLEY PARKS AND RECREATION DISTRICT**

**NOTES TO THE FINANCIAL STATEMENTS  
DECEMBER 31, 2019**

---

---

Fund Balances

Fund balance for governmental funds should be reported in classifications that comprise a hierarchy based on the extent to which the government is bound to honor constraints on the specific purposes for which spending can occur. Governmental funds report up to five classifications of fund balance: nonspendable, restricted, committed, assigned, and unassigned.

Because circumstances differ among governments, not every government or every governmental fund will present all of these components. The following classifications describe the relative strength of the spending constraints:

*Nonspendable fund balance* – The portion of fund balance that cannot be spent because it is either not in spendable form (such as prepaid amounts or inventory) or legally or contractually required to be maintained intact.

*Restricted fund balance* – The portion of fund balance that is constrained to being used for a specific purpose by external parties (such as bondholders), constitutional provisions, or enabling legislation.

The District reports the following Restricted Fund Balances:

*Restricted for Debt Service*

Represents the portion of fund balance that is legally restricted to payment of principal and interest on long-term debt maturing in future years.

*Restricted for TABOR Emergencies*

Emergency reserves have been provided for as required by Article X, Section 20 of the Constitution of the State of Colorado (see Note 13).

*Restricted for Conservation Trust Fund*

The amount restricted for Conservation Trust Fund represents the balance of funds remaining from the Conservation Trust (State Lottery) Fund proceeds.

*Committed fund balance* – The portion of fund balance that can only be used for specific purposes pursuant to constraints imposed by formal action of the government's highest level of decision-making authority, the Board of Directors. The constraint may be removed or changed only through formal action of the Board of Directors.

**CARBON VALLEY PARKS AND RECREATION DISTRICT**

**NOTES TO THE FINANCIAL STATEMENTS**

**DECEMBER 31, 2019**

---

---

*Assigned fund balance* – The portion of fund balance that is constrained by the government’s intent to be used for specific purposes but is neither restricted nor committed. Intent is expressed by the Board of Directors to be used for a specific purpose. Constraints imposed on the use of assigned amounts are more easily removed or modified than those imposed on amounts that are classified as committed.

*Unassigned fund balance* – The residual portion of fund balance that does not meet any of the criteria described above.

If more than one classification of fund balance is available for use when an expenditure is incurred, it is the District’s practice to use the most restrictive classification first.

**Use of Estimates**

The preparation of financial statements, in conformity with generally accepted accounting principles, requires management to make estimates and assumptions that affect the reported amounts of assets and liabilities at the date of the financial statements and the reported amounts of revenues and expenses during the reporting period. Actual results could differ from those estimates. An example of such an estimate that has been made by management is depreciation expense.

**Note 3 – Cash and Investments**

Cash and investments as of December 31, 2019, are classified in the accompanying financial statements as follows:

Statement of Net Position	
Cash and Investments	\$ 2,998,673
Cash and Investments - Restricted	<u>373,912</u>
	<u>\$ 3,372,585</u>

Cash and investments as of December 31, 2019, consist of the following:

Deposits with Financial Institutions	\$ 1,050,342
Investments	<u>2,322,243</u>
Total Cash and Investments	<u>\$ 3,372,585</u>

## CARBON VALLEY PARKS AND RECREATION DISTRICT

### NOTES TO THE FINANCIAL STATEMENTS DECEMBER 31, 2019

---

---

#### **Deposits with Financial Institutions**

##### Custodial credit risk

Custodial risk for deposits is the risk that, in the event of a failure of a depository financial institution, the District will not be able to recover its deposits or will not be able to recover collateral securities that are in possession of an outside party. The Colorado Public Deposit Protection Act (PDPA) governs the investment of public funds. PDPA requires that all units of local government deposit cash in eligible public depositories. State regulators determine eligibility. Amounts on deposit in excess of federal insurance levels (\$250,000) must be collateralized. The eligible collateral is determined by the PDPA. PDPA allows the institution to create a single collateral pool for all public funds. The pool for all the uninsured public deposits as a group is to be maintained by another institution or held in trust. The market value of the collateral must be at least equal to 102% of the aggregate uninsured deposits. The institution's internal records identify the collateral by depositor and as such, these deposits are uninsured but collateralized. The State Commissioners for banks and financial services are required by statute to monitor the naming of eligible depositories and reporting of the uninsured deposits and assets maintained in the collateral pools.

At December 31, 2019, the District's cash deposits had a bank balance of \$1,049,872 and a carrying balance of \$1,050,342.

#### **Investments**

The District has not adopted a formal investment policy; however, the District follows state statutes regarding investments.

The District generally limits its concentration of investments to obligations of the United States, certain U.S. government agency securities and Local Government Investment Pools, which are believed to have minimal credit risk; minimal interest rate risk and no foreign currency risk. Additionally, the District is not subject to concentration risk disclosure requirements or subject to investment custodial credit risk for investments that are in the possession of another party.

Colorado revised statutes limit investment maturities to five years or less unless formally approved by the Board of Directors, such actions are generally associated with a debt service reserve or sinking fund requirements.

**CARBON VALLEY PARKS AND RECREATION DISTRICT**

**NOTES TO THE FINANCIAL STATEMENTS**

**DECEMBER 31, 2019**

---

---

Colorado statutes specify investment instruments meeting defined rating and risk criteria in which local governments may invest which include:

- Obligations of the United States, certain U.S. government agency securities and securities of the World Bank
- General obligation and revenue bonds of US local government entities
- Certain certificates of participation
- Certain securities lending agreements
- Bankers' acceptances of certain banks
- Commercial paper
- Written repurchase agreements and certain reverse repurchase agreements collateralized by certain authorized securities
- Certain money market funds
- Guaranteed investment contracts
- Local government investment pools

At December 31, 2019, the District had the following investments:

<u>Investment</u>	<u>Maturity</u>	<u>Amount</u>
Colorado Local Government	Weighted Average	
Liquid Asset Trust (Colotrust)	Under 60 days	<u>\$ 2,322,243</u>

The District invested in the Colorado Local Government Liquid Asset Trust (COLOTRUST) (the Trust), an investment vehicle established for local government entities in Colorado to pool surplus funds. The State Securities Commissioner administers and enforces all State statutes governing the Trust. The Trust operates similarly to a money market fund and each share is equal in value to \$1.00. The Trust offers shares in two portfolios, COLOTRUST PRIME and COLOTRUST PLUS+. Both portfolios may invest in U.S. Treasury securities and repurchase agreements collateralized by U.S. Treasury securities. COLOTRUST PLUS+ may also invest in certain obligations of U.S. government agencies, highest rated commercial paper and any security allowed under CRS 24-75-601. A designated custodial bank serves as custodian for the Trust's portfolios pursuant to a custodian agreement. The custodian acts as safekeeping agent for the Trust's investment portfolios and provides services as the depository in connection with direct investments and withdrawals. The custodian's internal records segregate investments owned by the Trust. COLOTRUST is rated AAAM by Standard & Poor's. COLOTRUST records its investments at fair value and the District records its investment in COLOTRUST using the net asset value method. There are no unfunded commitments, the redemption frequency is daily and there is no redemption notice period.

**CARBON VALLEY PARKS AND RECREATION DISTRICT**

**NOTES TO THE FINANCIAL STATEMENTS  
DECEMBER 31, 2019**

**Note 4 – Capital Assets**

An analysis of the changes in capital assets for the year ended December 31, 2019 follows.

	<u>Beginning Balance</u>	<u>Additions</u>	<u>Deletions</u>	<u>Ending Balance</u>
Capital Assets Not Being Depreciated				
Land	\$ 175,847	\$ -	\$ -	\$ 175,847
Construction in Process	-	683,640	-	683,640
	<u>175,847</u>	<u>683,640</u>	<u>-</u>	<u>859,487</u>
Capital Assets Being Depreciated				
Buildings and Improvements	12,332,078	862,433	(405,000)	12,789,511
Equipment	416,569	103,316	(162,755)	357,130
Vehicles	260,770	20,293	(36,176)	244,887
Total Capital Assets Being Depreciated	<u>13,009,417</u>	<u>986,042</u>	<u>(603,931)</u>	<u>13,391,528</u>
Less Accumulated Depreciation for				
Buildings and Improvements	(3,512,988)	(264,603)	30,375	(3,747,216)
Equipment	(242,382)	(38,077)	146,255	(134,204)
Vehicles	(110,947)	(6,741)	36,176	(81,512)
Total Accumulated Depreciation	<u>(3,866,317)</u>	<u>(309,421)</u>	<u>212,806</u>	<u>(3,962,932)</u>
Capital Assets Being Depreciated, Net	<u>9,143,100</u>	<u>676,621</u>	<u>(391,125)</u>	<u>9,428,596</u>
Total Capital Assets, Net	<u>\$ 9,318,947</u>	<u>\$ 1,360,261</u>	<u>\$ (391,125)</u>	<u>\$ 10,288,083</u>

Depreciation expense was charged to functions/programs as follows:

**Governmental Activities**

Administration	\$ 12,100
Swimming Pool, Recreation and Sports Programs	<u>297,321</u>
	<u>\$ 309,421</u>

**CARBON VALLEY PARKS AND RECREATION DISTRICT**

**NOTES TO THE FINANCIAL STATEMENTS  
DECEMBER 31, 2019**

**Note 5 – Long-Term Obligations**

The following is an analysis of changes in the District’s long-term obligations for the year ended December 31, 2019.

	<b>Beginning Balance</b>	<b>Additions</b>	<b>Deletions</b>	<b>Ending Balance</b>	<b>Due Within One Year</b>
General Obligation Bonds					
Series 2010	\$ 2,975,000	\$ -	\$ 2,975,000	\$ -	\$ -
Deferred Premium	87,965	-	87,965	-	-
Capital Lease Obligations					
Senior Center and Gymnasium, 2009	1,018,275	-	115,376	902,899	120,017
Fitness Equipment, 2016	25,839	-	25,839	-	-
Admin Building, 2016	152,118	-	152,118	-	-
Fitness Equipment, 2017	7,748	-	2,850	4,898	3,036
Total	<u>\$ 4,266,945</u>	<u>\$ -</u>	<u>\$ 3,359,148</u>	<u>\$ 907,797</u>	<u>\$ 123,053</u>

The detail of the District's governmental activities long-term obligations are as follows:

**\$6,180,000 General Obligation Refunding Bonds, Series 2010, dated August 31, 2010.** The bonds were issued to advance refund a portions of the District’s outstanding General Obligation Bonds, Series 2002 and to pay the costs of issuing the bonds.

The bonds consist of serial bonds due annually in varying amounts from 2011 through 2023. Interest on the bonds is payable semiannually at rates ranging from 2.00% to 4.00%.

The bonds maturing on and after December 1, 2020 are subject to redemption on December 1, 2019 and on any date thereafter upon payment of par plus accrued interest thereon, without redemption premium. When issued, the bonds were rated “A” by Standard & Poor’s.

The bonds are general obligations of the District, secured by a pledge of the full faith and credit of the District and payable from the general ad valorem taxes which may be levied without limitation of rate and in an amount necessary to pay the bonds when due against all taxable property within the District.

During the year ended December 31, 2019, the remaining bonds were called and paid.

**CARBON VALLEY PARKS AND RECREATION DISTRICT**

**NOTES TO THE FINANCIAL STATEMENTS  
DECEMBER 31, 2019**

---

---

**Capital Lease Obligations**

**2009 Building Lease**

On May 1, 2009, the District entered into a Lease Agreement with Valley Bank & Trust for the purpose of financing a portion of the acquisition, construction and installation of a Senior Center and Gymnasium. Under the Agreement, the District agrees to sublease property from which Valley Bank & Trust has a leasehold interest in the land, the premises, building and improvements situated or to be situated on the land. The lease agreement qualifies as a capital lease for accounting purposes and, therefore, has been recorded at the present value of the future minimum lease payment as of the inception date. The lease was capitalized in the amount of \$1,800,000 and bears interest at a rate of 4.00%. The District is required to make semi-annual payments due on April 1, and October 1, beginning on October 1, 2009, and ending on October 1, 2026. The District may prepay the lease, at any time, in whole, upon payment by the District on or after May 1, 2019.

The net present value of these minimum lease payments as of December 31, 2019, follows:

<b>Year Ending December 31</b>	<b>Amount</b>
2020	\$ 154,944
2021	154,944
2022	154,944
2023	154,944
2024	154,944
2025-2026	263,736
Minimum lease payments	1,038,456
Less: Amount representing interest	(135,557)
Present value of minimum Lease Payments	<u>\$ 902,899</u>

**2016 Recreation Equipment**

On November 1, 2015, the District entered into a Lease Agreement with Kansas State Bank of Manhattan for the purpose of acquiring cardiovascular equipment. The Lease Agreement qualifies as a capital lease for accounting purposes and, therefore, has been recorded at the present value of the future minimum lease payment as of the date of inception. The lease was capitalized in the amount of \$103,234 and bears interest at a rate of 6.23%. The District is required to make monthly payments beginning on January 1, 2016 and ending November 1, 2019. During the year ended December 31, 2019, the lease obligation was paid in full.

**CARBON VALLEY PARKS AND RECREATION DISTRICT**

**NOTES TO THE FINANCIAL STATEMENTS  
DECEMBER 31, 2019**

**2016 Building Lease**

On February 22, 2016, the District entered into a Lease Agreement with Option to Purchase with Weld County for the property located at 340 Maple Street, Frederick, Colorado, to be used as the District's administrative offices. The District paid a non-refundable option fee in the amount of \$105,000 which will serve as the security deposit. Beginning in May 2016, the District commenced monthly payments in the amount of \$5,870 for sixty (60) months. The overall cost of the property is \$405,000, with a lease obligation of \$300,000 at an interest rate of 6.50%. The District has the option to purchase the property at the end of the sixty months, April 2021, for the price of \$1.00. The non-refundable option fee will apply to the purchase price. During the year ended December 31, 2019, the District sold the property and paid the remaining lease obligation.

**2017 Recreation Equipment**

On November 1, 2015, the District entered into a Lease Agreement with Kansas State Bank of Manhattan for the purpose of acquiring fitness equipment. The Lease Agreement qualifies as a capital lease for accounting purposes and, therefore, has been recorded at the present value of the future minimum lease payment as of the date of inception. The lease was capitalized in the amount of \$11,483 and bears interest at a rate of 6.39%. The District is required to make monthly payments beginning on August 1, 2017 and ending July 1, 2021.

The net present value of these minimum lease payments as of December 31, 2019, follows:

<b>Year Ending December 31</b>	<b>Amount</b>
2020	\$ 3,261
2021	1,902
Minimum lease payments	5,163
Less: Amount representing interest	(265)
Present value of minimum Lease Payments	<u>\$ 4,898</u>

Assets acquired through capital leases are as follows:

Assets:	
Building and improvements	\$1,800,000
Fitness equipment	11,483
Less: Accumulated Depreciation	<u>(367,149)</u>
	<u>\$1,444,334</u>

**CARBON VALLEY PARKS AND RECREATION DISTRICT**

**NOTES TO THE FINANCIAL STATEMENTS  
DECEMBER 31, 2019**

---

---

**Note 6 – Net Position**

The District has net position consisting of three components – net investment in capital assets, restricted, and unrestricted. Net investment in capital assets consists of capital assets, net of accumulated depreciation, and is reduced by the outstanding balances of bonds, mortgages, notes or other borrowings that are attributable to the acquisition, construction, or improvement of those assets.

As of December 31, 2019, the District had net investment in capital assets calculated as follows:

Net investment in capital assets:

Capital assets, net	\$ 10,288,083
Current portion of outstanding long-term obligations	(123,053)
Noncurrent portion of outstanding long-term obligations	<u>(784,744)</u>
Total net investment in capital assets	<u>\$ 9,380,286</u>

Restricted net position includes assets that are restricted for use either externally imposed by creditors, grantors, contributors, or laws and regulations of either governments or imposed by law through constitutional provisions or enabling legislation. The District had restricted net position as of December 31, 2019, as follows:

Restricted net position:

Emergence reserves	\$ 157,000
Conservation Trust Fund	<u>373,912</u>
Total restricted net position	<u>\$ 530,912</u>

The District's unrestricted net position as of December 31, 2019, totaled \$104,508.

# CARBON VALLEY PARKS AND RECREATION DISTRICT

## NOTES TO THE FINANCIAL STATEMENTS DECEMBER 31, 2019

---

---

### Note 7 – Intergovernmental Agreements

#### City of Dacono

On July 28, 2016, and amended on December 16, 2019, the District and the City of Dacono (City) entered into an intergovernmental agreement to set forth the general understandings of the parties regarding their relationship and their provision of recreation facilities and services within the City and the District.

The District and the City acknowledge and agree that they will have the following general responsibilities with respect to the following matters of mutual interest to the District and the City:

- The City will add a condition of approval to any Resolution or Ordinance approving a development application for property that is not within the District requiring a valid petition for inclusion be submitted to the District for any property that is not already included within the District. Such best efforts shall not require that the City commence or join in any litigation regarding the enforcement of this provision.
- The City will give the District the opportunity to comment on development proposals on all new developments within the City no later than 15 days prior to the Planning Commission's consideration of such development proposal; provided, however, that, should the City or applicant for development inadvertently fail to mail such referral, such failure shall not constitute a breach of this Agreement, or require the delay or cancelation of any scheduled Planning Commission or City Council public hearing regarding the subject development.
- The City will own and develop the neighborhood, area and regional parks within the City.
- The City will continue to pay for the watering of the inside and surrounding areas of the regional parks within the City.
- The District will provide and maintain a current contact list for the City's Public Works Manager and Chief of Police with current contact information for a District representative to be contacted in the case of emergency related to any District activity or event within the City. The District shall notify the Public Works Manager and Chief of Police in writing of any change of designated representative or such representative's contact information. However, if the District inadvertently fails to mail such referral it shall not constitute a breach of this Agreement.
- Representatives of the District shall provide the City Council with biannual updates that include information on current and planned services and facilities, and other issues related to implementation of this Agreement, and other matters of mutual interest.

## CARBON VALLEY PARKS AND RECREATION DISTRICT

### NOTES TO THE FINANCIAL STATEMENTS DECEMBER 31, 2019

---

---

- The District shall update its service plan or other necessary filings, as may be necessary to assure that it can include properties into the District that may annex into Dacono.
- The District shall only include properties within the District that are within the given boundaries of the District.
- The District shall not enter into any agreement with City of Dacono, Town of Firestone or Town of Frederick or properties in unincorporated Weld County to provide specific facilities or services without notification to the Dacono City Manager and City Council..

The term of this agreement will remain in effect until December 31, 2024, unless sooner terminated by mutual written agreement.

#### **Town of Frederick**

On April 27, 2006, the District and the Town of Frederick (Town) entered into an intergovernmental agreement to set forth the general understandings of the Parties regarding their relationship and their provision of recreation facilities and services within the Town and the District. The District and the Town acknowledge and agree that they will have the following general responsibilities with respect to the following matters of mutual interest to the District and the Town:

- The Town will continue to require developments within the Town that are not currently within the District to file a petition for inclusion with the District.
- The Town will give the District the opportunity to comment on development proposals on all new developments within the Town no later than 21 days prior to the Planning Commission's consideration of such development proposal.
- The Town will own and develop the St. Vrain Legacy Trail within the Town limits.
- The District will expend District capital improvements and maintenance funds within the Town, in amounts not less than the ratio of the total assessed valuation of all taxable property within the District. This capital improvement and maintenance expenditure allocation shall not apply to bond proceeds and shall be reviewed on a three-year basis commencing in the year 2007.
- The District will operate, maintain and manage the inside (other than watering) of mutually agreed upon sports fields and/or other recreation facilities within the Town.
- The District shall be responsible for cleaning of all areas and facilities used by it, and for the supervision of players and programs, and shall hold harmless the Town from any and all liability resulting there from.

## CARBON VALLEY PARKS AND RECREATION DISTRICT

### NOTES TO THE FINANCIAL STATEMENTS DECEMBER 31, 2019

---

---

- With respect to the Lighted Ball Field on Block 29, the District agrees to pay all power/lighting costs associated with its use. The parties agree to evenly split the cost of all water used. The District is required to perform routine maintenance on the lighted ball field to include the following: mow and water the grassed areas weekly; daily trash pickup and maintenance of facilities; and other grounds keeping as agreed upon by the Parties. The terms of the use of the facilities on Block 29 are further clarified in the July 2012 Agreement for Joint Use of Facilities between the District, the Town and the St. Vrain School District RE-1J.

The term of this agreement will remain in effect until December 31, 2021, unless sooner terminated by mutual written agreement.

#### **Town of Firestone**

On January 14, 2015, and amended on March 9, 2016, the District and the Town of Firestone (Town) entered into an intergovernmental agreement to set forth the general understandings of the Parties regarding their relationship and their provision of recreation facilities and services within the Town and the District, and specific responsibilities concerning the use, management, operation and maintenance of certain Town-owned parks that are jointly used for recreation services. The District and the Town acknowledge and agree that they will have the following general responsibilities with respect to the following matters of mutual interest to the District and the Town:

- The Town will continue to use its best efforts to require developments within the Town that are not currently within the District to file a petition for inclusion with the District.
- The Town will give the District the opportunity to comment on development proposals on all new developments within the Town no later than 15 days prior to the Planning Commission's consideration of such development proposal.
- The Town will own and develop the Firestone Trail.
- The Town will own and develop the neighborhood, area and regional parks and trails within the Town.
- The District will provide and maintain a current contact list to the Town for a District representative to be contacted in the case of emergency related to any District activity or event within the Town. The District shall notify the Town in writing of any change of designated representative or such representative's contact information.
- To the extent permitted by law, the Town agrees to indemnify and hold harmless the District and its officials, agents and employees, from and against all liability, claims, and demands, on account of any injury, loss, or damage, which arise out of or are connected with the Town's use, operation, maintenance or management of Town parks or other

**CARBON VALLEY PARKS AND RECREATION DISTRICT**

**NOTES TO THE FINANCIAL STATEMENTS**

**DECEMBER 31, 2019**

---

---

Town-owned facilities, to the extent caused by or claimed to be caused by the act, omission, or other fault of the Town, its officials, agents and employees.

- To the extent permitted by law, the District agrees to indemnify and hold harmless the Town, and its officials, agents and employees, from and against all liability, claims, and demands, on account of any injury, loss, or damage, which arise out of or are connected with the District’s use, operation, maintenance or management of Town parks or other Town-owned facilities, to the extent caused by or claimed to be caused by the act, omission, or other fault of the District, its officials, agents and employees.
- Representatives of the District shall provide the Town Board with quarterly updates that include information on current and planned services and facilities, and other issues related to implementation of this Agreement, and other matters of mutual interest.
- The agreement further clarifies the joint use for specific parks with the Town, including field maintenance, storage of District equipment and consent for capital improvements.

The term of this agreement will remain in effect until December 31, 2019, unless sooner terminated by mutual written agreement.

**Town of Firestone and the Firestone Urban Renewal Authority Cooperation Agreements**

The District has entered into Cooperation Agreements with the Town of Firestone and the Firestone Urban Renewal Authority as it relates to the following urban renewal areas:

<b>Urban Renewal Area</b>	<b>Plan Effective Date</b>	<b>Cooperation Agreement Date</b>
Southern Firestone Urban Renewal Plan	January 28, 2010	September 9, 2010
Northern Firestone Urban Renewal Plan	June 12, 2013	October 17, 2012
Central Firestone Urban Renewal Plan.	December 16, 2015	December 16, 2015

The Agreements provide for the Firestone Urban Renewal Authority to pay the District all of the increase in property tax revenues calculated, produced, and allocated to the Firestone Urban Renewal Authority as a result of the levy of the District upon taxable property within the Urban Renewal Areas for twenty-five (25) years from the effective date of the Plan.

**CARBON VALLEY PARKS AND RECREATION DISTRICT**

**NOTES TO THE FINANCIAL STATEMENTS  
DECEMBER 31, 2019**

---

---

**Note 8 – Public Employees’ Retirement Association of Colorado**

***Defined Benefit Pension Plan***

**General Information about the Pension Plan**

*Plan description.* Eligible employees of the District are provided with pensions through the Local Government Division Trust Fund (LGDTF) – a cost-sharing multiple-employer defined benefit pension plan administered by PERA. Plan benefits are specified in Title 24, Article 51 of the Colorado Revised Statutes (C.R.S.), administrative rules set forth at 8 C.C.R. 1502-1, and applicable provisions of the federal Internal Revenue Code. Colorado State law provisions may be amended from time to time by the Colorado General Assembly. PERA issues a publicly available comprehensive annual financial report that can be obtained at [www.copera.org/investments/pera-financial-reports](http://www.copera.org/investments/pera-financial-reports).

**Benefits Provided as of December 31, 2018**

PERA provides retirement, disability, and survivor benefits. Retirement benefits are determined by the amount of service credit earned and/or purchased, highest average salary, the benefit structure(s) under which the member retires, the benefit option selected at retirement, and age at retirement. Retirement eligibility is specified in tables set forth at C.R.S. § 24-51-602, 604, 1713, and 1714.

The lifetime retirement benefit for all eligible retiring employees under the PERA Benefit Structure is the greater of the:

- Highest average salary multiplied by 2.5 percent and then multiplied by years of service credit.
- The value of the retiring employee’s member contribution account plus a 100 percent match on eligible amounts as of the retirement date. This amount is then annuitized into a monthly benefit based on life expectancy and other actuarial factors.

The lifetime retirement benefit for all eligible retiring employees under the Denver Public Schools (DPS) benefit structure is the greater of the:

- Highest average salary multiplied by 2.5 percent and then multiplied by years of service credit.
- \$15 times the first 10 years of service credit plus \$20 times service credit over 10 years plus a monthly amount equal to the annuitized member contribution account balance

**CARBON VALLEY PARKS AND RECREATION DISTRICT**

**NOTES TO THE FINANCIAL STATEMENTS  
DECEMBER 31, 2019**

---

---

based on life expectancy and other actuarial factors.

In all cases the service retirement benefit is limited to 100 percent of highest average salary and also cannot exceed the maximum benefit allowed by federal Internal Revenue Code.

Members may elect to withdraw their member contribution accounts upon termination of employment with all PERA employers; waiving rights to any lifetime retirement benefits earned. If eligible, the member may receive a match of either 50 percent or 100 percent on eligible amounts depending on when contributions were remitted to PERA, the date employment was terminated, whether 5 years of service credit has been obtained and the benefit structure under which contributions were made.

As of December 31, 2018, benefit recipients who elect to receive a lifetime retirement benefit are generally eligible to receive post-retirement cost-of-living adjustments in certain years, referred to as annual increases in the C.R.S. Pursuant to SB 18-200, there are no annual increases (AI) for 2018 and 2019. Thereafter, benefit recipients under the PERA benefit structure who began eligible employment before January 1, 2007 and all benefit recipients of the DPS benefit structure will receive an annual increase, unless PERA has a negative investment year, in which case the annual increase for the next three years is the lesser of 1.5 percent or the average of the Consumer Price Index for Urban Wage Earners and Clerical Workers (CPI-W) for the prior calendar year. Benefit recipients under the PERA benefit structure who began eligible employment after January 1, 2007 will receive the lesser of an annual increase of 1.5 percent or the average CPI-W for the prior calendar year, not to exceed 10 percent of PERA's Annual Increase Reserve (AIR) for the LGDTF. The automatic adjustment provision may raise or lower the aforementioned AI for a given year by up to one-quarter of 1 percent based on the parameters specified C.R.S. § 24-51-413.

Disability benefits are available for eligible employees once they reach five years of earned service credit and are determined to meet the definition of disability. The disability benefit amount is based on the lifetime retirement benefit formula(s) shown above considering a minimum 20 years of service credit, if deemed disabled.

Survivor benefits are determined by several factors, which include the amount of earned service credit, highest average salary of the deceased, the benefit structure(s) under which service credit was obtained, and the qualified survivor(s) who will receive the benefits.

**CARBON VALLEY PARKS AND RECREATION DISTRICT**

**NOTES TO THE FINANCIAL STATEMENTS  
DECEMBER 31, 2019**

**Contributions Provisions as of December 31, 2019**

Eligible employees and the District are required to contribute to the LGDTF at a rate set by Colorado statute. The contribution requirements are established under C.R.S. § 24-51-401, *et seq and § 24-51-413*. Eligible employees are required to contribute 8 percent of their PERA-includable salary.

The employer contribution requirements are summarized in the table below:

<b>Contributions</b>	<b>Rate <sup>1</sup></b>
Employer contribution rate	10.00%
Amount of Employer contribution apportioned to the Health Care Trust Fund as specified in C.R.S. § 24- 51-208(1)(f)	(1.02%)
Amount Apportioned to the LGDTF	8.98%
Amortization Equalization Disbursement (AED) as specified in C.R.S. § 24-51-411	2.20%
Supplemental Amortization Equalization Disbursement (SAED) as specified in C.R.S. § 24-51-411	1.50%
<b>Total Employer Contribution Rate to the LGDTF</b>	<b>12.68%</b>

<sup>1</sup> Rates are expressed as a percentage of salary as defined in C.R.S. § 24-51-101(42).

Employer contributions are recognized by the LGDTF in the period in which the compensation becomes payable to the member and the District is statutorily committed to pay the contributions to the LGDTF. Employer contributions recognized by the LGDTF from the District were \$225,680 for the year ended December 31, 2019.

**Pension Liabilities, Pension Expense, and Deferred Outflows of Resources and Deferred Inflows of Resources Related to Pensions**

At December 31, 2019, the District reported a liability of \$3,185,494 for its proportionate share of the net pension liability. The net pension liability for the LGDTF was measured as of December 31, 2018, and the total pension liability used to calculate the net pension liability was determined by an actuarial valuation as of December 31, 2017. Standard update procedures were used to roll-forward the total pension liability to December 31, 2018. The District proportion of the net pension liability was based on District contributions to the LGDTF for the calendar year 2018 relative to the total contributions of participating employers to the LGDTF.

At December 31, 2018, the District proportion was 0.25337744960%, which was an increase of 0.00608732820% from its proportion measured as of December 31, 2017.

**CARBON VALLEY PARKS AND RECREATION DISTRICT**

**NOTES TO THE FINANCIAL STATEMENTS**

**DECEMBER 31, 2019**

For the year ended December 31, 2019, the District recognized pension expense of \$(278,415). At December 31, 2019, the District reported deferred outflows of resources and deferred inflows of resources related to pensions from the following sources:

	Deferred Outflows of Resources	Deferred Inflows of Resources
Difference between expected and actual experience	\$ 133,195	\$ -
Changes of assumptions or other inputs	-	-
Net difference between projected and actual earnings on pension plan investments	414,842	-
Changes in proportion and differences between contributions recognized and proportionate share of contributions	48,037	-
Contributions subsequent to the measurement date	225,680	N/A
Total	<u>\$ 821,754</u>	<u>\$ -</u>

\$225,680 reported as deferred outflows of resources related to pensions, resulting from contributions subsequent to the measurement date, will be recognized as a reduction of the net pension liability in the year ended December 31, 2020.

Other amounts reported as deferred outflows of resources and deferred inflows of resources related to pensions will be recognized in pension expense as follows:

<b>Year ended December 31,</b>	
2020	\$ 279,034
2021	67,474
2022	23,116
2023	226,450
	<u>\$ 596,074</u>

**CARBON VALLEY PARKS AND RECREATION DISTRICT**

**NOTES TO THE FINANCIAL STATEMENTS**

**DECEMBER 31, 2019**

*Actuarial assumptions.* The total pension liability in the December 31, 2017 actuarial valuation was determined using the following actuarial assumptions and other inputs:

Actuarial Cost Method	Entry Age
Price Inflation	2.40%
Real wage growth	1.10%
Wage Inflation	3.50%
Salary increases, including wage inflations	3.50% - 10.45%
Long-term Investment Rate of Return, net of pension plan investment expenses, including price inflation	7.25%
Discount Rate	7.25%
Post-retirement benefit increases: PERA benefit structure hired prior to 1/1/07 and DPS benefit structure (automatic)	2.00%
PERA benefit structure hired after 12/31/06 (ad-hoc, substantively automatic)	Financed by the Annual Increase Reserve (AIR)

The revised assumptions shown below were reflected in the roll-forward calculation of the total pension liability from December 31, 2017 to December 31, 2018:

Discount rate	7.25 percent
Post-retirement benefit increases:	
PERA benefit structure hired prior to 1/1/07 and DPS benefit structure (automatic) compounded annually, thereafter	0% through 2019 and 1.5%
PERA benefit structure hired after 12/31/06 (ad hoc, substantively automatic)	Financed by the Annual Increase Reserve

Healthy mortality assumptions for active members reflect the RP-2014 White Collar Employee Mortality Table, a table specifically developed for actively working people. To allow for an appropriate margin of improved mortality prospectively, the mortality rates incorporate a 70 percent factor applied to male rates and a 55 percent factor applied to female rates.

## CARBON VALLEY PARKS AND RECREATION DISTRICT

### NOTES TO THE FINANCIAL STATEMENTS DECEMBER 31, 2019

---

---

Healthy, post-retirement mortality assumptions reflect the RP-2014 Healthy Annuitant Mortality Table, adjusted as follows:

- **Males:** Mortality improvement projected to 2018 using the MP-2015 projection scale, a 73 percent factor applied to rates for ages less than 80, a 108 percent factor applied to rates for ages 80 and above, and further adjustments for credibility.
- **Females:** Mortality improvement projected to 2020 using the MP-2015 projection scale, a 78 percent factor applied to rates for ages less than 80, a 109 percent factor applied to rates for ages 80 and above, and further adjustments for credibility.

For disabled retirees, the mortality assumption was based on 90 percent of the RP-2014 Disabled Retiree Mortality Table.

The actuarial assumptions used in the December 31, 2016, valuations were based on the results of the 2016 experience analysis for the periods January 1, 2012, through December 31, 2015, as well as, the October 28, 2016, actuarial assumptions workshop and were adopted by the PERA Board during the November 18, 2016, Board meeting.

The long-term expected return on plan assets is reviewed as part of regular experience studies prepared every four or five years for PERA. Recently, this assumption has been reviewed more frequently. The most recent analyses were outlined in presentations to PERA's Board on October 28, 2016. Several factors were considered in evaluating the long-term rate of return assumption for the LGDTF, including long-term historical data, estimates inherent in current market data, and a log-normal distribution analysis in which best-estimate ranges of expected future real rates of return (expected return, net of investment expense and inflation) were developed for each major asset class. These ranges were combined to produce the long-term expected rate of return by weighting the expected future real rates of return by the target asset allocation percentage and then adding expected inflation.

## CARBON VALLEY PARKS AND RECREATION DISTRICT

### NOTES TO THE FINANCIAL STATEMENTS DECEMBER 31, 2019

As of the most recent adoption of the long-term expected rate of return by the PERA Board, the target asset allocation and best estimates of geometric real rates of return for each major asset class are summarized in the following table:

<b>Asset Class</b>	<b>Target Allocation</b>	<b>30 Year Expected Geometric Real Rate of Return</b>
U.S. Equity – Large Cap	21.20%	4.30%
U.S. Equity – Small Cap	7.42%	4.80%
Non U.S. Equity – Developed	18.55%	5.20%
Non U.S. Equity – Emerging	5.83%	5.40%
Core Fixed Income	19.32%	1.20%
High Yield	1.38%	4.30%
Non U.S. Fixed Income – Developed	1.84%	0.60%
Emerging Market Debt	0.46%	3.90%
Core Real Estate	8.50%	4.90%
Opportunity Fund	6.00%	3.80%
Private Equity	8.50%	6.60%
Cash	1.00%	0.20%
Total	100.00%	

In setting the long-term expected rate of return, projections employed to model future returns provide a range of expected long-term returns that, including expected inflation, ultimately support a long-term expected rate of return assumption of 7.25%.

#### **Discount Rate**

The discount rate used to measure the total pension liability was 7.25 percent. The projection of cash flows used to determine the discount rate applied the actuarial cost method and assumptions shown above. In addition, the following methods and assumptions were used in the projection of cash flows:

- Total covered payroll for the initial projection year consists of the covered payroll of the active membership present on the valuation date and the covered payroll of future plan members assumed to be hired during the year. In subsequent projection years, total covered payroll was assumed to increase annually at a rate of 3.50%.

**CARBON VALLEY PARKS AND RECREATION DISTRICT**

**NOTES TO THE FINANCIAL STATEMENTS  
DECEMBER 31, 2019**

---

---

- Employee contributions were assumed to be made at the current member contribution rate. Employee contributions for future plan members were used to reduce the estimated amount of total service costs for future plan members.
- Employer contributions were assumed to be made at rates equal to the fixed statutory rates specified in law and effective as of the measurement date, including current and estimated future AED and SAED, until the Actuarial Value Funding Ratio reaches 103%, at which point, the AED and SAED will each drop 0.50% every year until they are zero. Additionally, estimated employer contributions included reductions for the funding of the AIR and retiree health care benefits. For future plan members, employer contributions were further reduced by the estimated amount of total service costs for future plan members not financed by their member contributions.
- Employer contributions and the amount of total service costs for future plan members were based upon a process to estimate future actuarially determined contributions assuming an analogous future plan member growth rate.
- The AIR balance was excluded from the initial fiduciary net position, as, per statute, AIR amounts cannot be used to pay benefits until transferred to either the retirement benefits reserve or the survivor benefits reserve, as appropriate. AIR transfers to the fiduciary net position and the subsequent AIR benefit payments were estimated and included in the projections.
- Benefit payments and contributions were assumed to be made at the middle of the year.

Based on the above assumptions and methods, LGDTF's fiduciary net position was projected to be available to make all projected future benefit payments of current members. Therefore, the long-term expected rate of return of 7.25 percent on pension plan investments was applied to all periods of projected benefit payments to determine the total pension liability. The discount rate determination does not use the municipal bond index rate, and therefore, the discount rate is 7.25 percent. There was no change in the discount rate from the prior measurement date.

**CARBON VALLEY PARKS AND RECREATION DISTRICT**

**NOTES TO THE FINANCIAL STATEMENTS**

**DECEMBER 31, 2019**

**Sensitivity of the District’s proportionate share of the net pension liability to changes in the discount rate**

The following presents the proportionate share of the net pension liability calculated using the discount rate of 7.25 percent, as well as what the proportionate share of the net pension liability would be if it were calculated using a discount rate that is 1-percentage-point lower (6.25 percent) or 1-percentage-point higher (8.25 percent) than the current rate:

	<b>1% Decrease</b>	<b>Current</b>	<b>1% Increase</b>
	<b>6.25%</b>	<b>Discount Rate</b>	<b>8.25%</b>
	<b>6.25%</b>	<b>7.25%</b>	<b>8.25%</b>
Proportionate share of the net pension liability	<u>\$ 4,873,148</u>	<u>\$ 3,185,494</u>	<u>\$ 1,773,602</u>

**Pension plan fiduciary net position**

Detailed information about the LGDTF’s fiduciary net position is available in PERA’s comprehensive annual financial report which can be obtained at [www.copera.org/investments/pera-financial-reports](http://www.copera.org/investments/pera-financial-reports).

**Changes between the measurement date of the net pension liability and December 31, 2019**

During the 2019 legislative session, the Colorado General Assembly passed HB 19-1217: *PERA Public Employees’ Retirement Association Local Government Division Member Contribution Rate*. The bill was signed into law by Governor Polis on May 20, 2019 and eliminates the 2 percent increase in the contribution rate for members in the Local Government Division mandated by SB 18-200.

***Defined Contribution Pension Plan***

Voluntary Investment Program

*Plan Description* - Employees of the District that are also members of the LGDTF may voluntarily contribute to the Voluntary Investment Program, an Internal Revenue Code Section 401(k) defined contribution plan administered by PERA. Title 24, Article 51, Part 14 of the C.R.S., as amended, assigns the authority to establish the Plan provisions to the PERA Board of Trustees. PERA issues a publicly available comprehensive annual financial report for the Program. That report can be obtained at [www.copera.org/investments/pera-financial-reports](http://www.copera.org/investments/pera-financial-reports).

**CARBON VALLEY PARKS AND RECREATION DISTRICT**

**NOTES TO THE FINANCIAL STATEMENTS  
DECEMBER 31, 2019**

---

---

*Funding Policy* - The Voluntary Investment Program is funded by voluntary member contributions up to the maximum limits set by the Internal Revenue Service, as established under Title 24, Article 51, Section 1402 of the C.R.S., as amended. Employees are immediately vested in their own contributions, employer contributions and investment earnings. For the year ended December 31, 2019, program members contributed \$-0- and the District recognized pension expense and a liability of \$-0- and \$-0-, respectively, for the Voluntary Investment Program.

**Note 9 – Defined Benefit Other Postemployment Benefit (OPEB) Plan**

**Health Care Trust Fund**

*Plan Description* – Eligible employees of the District are provided with OPEB through the HCTF—a cost-sharing multiple-employer defined benefit OPEB plan administered by PERA. The HCTF is established under Title 24, Article 51, Part 12 of the Colorado Revised Statutes (C.R.S.), as amended. Colorado State law provisions may be amended from time to time by the Colorado General Assembly, Title 24, Article 51, Part 12 of the C.R.S., as amended, sets forth a framework that grants authority to the PERA Board to contract, self-insure, and authorize disbursements necessary in order to carry out the purposes of the PERACare program, including the administration of the premium subsidies. Colorado State law provisions may be amended from time to time by the Colorado General Assembly. PERA issues a publicly available comprehensive annual financial report that can be obtained at [www.copera.org/investments/pera-financial-reports](http://www.copera.org/investments/pera-financial-reports).

*Benefits provided.* The HCTF provides a health care premium subsidy to eligible participating PERA benefit recipients and retirees who choose to enroll in one of the PERA health care plans, however, the subsidy is not available if only enrolled in the dental and/or vision plan(s). The health care premium subsidy is based upon the benefit structure under which the member retires and the member’s years of service credit. For members who retire having service credit with employers in the Denver Public Schools (DPS) Division and one or more of the other four Divisions (State, School, Local Government and Judicial), the premium subsidy is allocated between the HCTF and the Denver Public Schools Health Care Trust Fund (DPS HCTF). The basis for the amount of the premium subsidy funded by each trust fund is the percentage of the member contribution account balance from each division as it relates to the total member contribution account balance from which the retirement benefit is paid.

C.R.S. § 24-51-1202 et seq. specifies the eligibility for enrollment in the health care plans offered by PERA and the amount of the premium subsidy. The law governing a benefit recipient’s eligibility for the subsidy and the amount of the subsidy differs slightly depending under which benefit structure the benefits are calculated. All benefit recipients under the PERA benefit structure and all retirees under the DPS benefit structure are eligible for a premium

**CARBON VALLEY PARKS AND RECREATION DISTRICT**

**NOTES TO THE FINANCIAL STATEMENTS  
DECEMBER 31, 2019**

---

---

subsidy, if enrolled in a health care plan under PERACare. Upon the death of a DPS benefit structure retiree, no further subsidy is paid.

Enrollment in the PERACare is voluntary and is available to benefit recipients and their eligible dependents, certain surviving spouses, and divorced spouses and guardians, among others. Eligible benefit recipients may enroll into the program upon retirement, upon the occurrence of certain life events, or on an annual basis during an open enrollment period.

***PERA Benefit Structure***

The maximum service-based premium subsidy is \$230 per month for benefit recipients who are under 65 years of age and who are not entitled to Medicare; the maximum service-based subsidy is \$115 per month for benefit recipients who are 65 years of age or older or who are under 65 years of age and entitled to Medicare. The basis for the maximum service-based subsidy, in each case, is for benefit recipients with retirement benefits based on 20 or more years of service credit. There is a 5 percent reduction in the subsidy for each year less than 20. The benefit recipient pays the remaining portion of the premium to the extent the subsidy does not cover the entire amount.

For benefit recipients who have not participated in Social Security and who are not otherwise eligible for premium-free Medicare Part A for hospital-related services, C.R.S. § 24-51-1206(4) provides an additional subsidy. According to the statute, PERA cannot charge premiums to benefit recipients without Medicare Part A that are greater than premiums charged to benefit recipients with Part A for the same plan option, coverage level, and service credit. Currently, for each individual PERACare enrollee, the total premium for Medicare coverage is determined assuming plan participants have both Medicare Part A and Part B and the difference in premium cost is paid by the HCTF or the DPS HCTF on behalf of benefit recipients not covered by Medicare Part A.

***DPS Benefit Structure***

The maximum service-based premium subsidy is \$230 per month for retirees who are under 65 years of age and who are not entitled to Medicare; the maximum service-based subsidy is \$115 per month for retirees who are 65 years of age or older or who are under 65 years of age and entitled to Medicare. The basis for the maximum subsidy, in each case, is for retirees with retirement benefits based on 20 or more years of service credit. There is a 5 percent reduction in the subsidy for each year less than 20. The retiree pays the remaining portion of the premium to the extent the subsidy does not cover the entire amount.

**CARBON VALLEY PARKS AND RECREATION DISTRICT**

**NOTES TO THE FINANCIAL STATEMENTS  
DECEMBER 31, 2019**

---

---

For retirees who have not participated in Social Security and who are not otherwise eligible for premium-free Medicare Part A for hospital-related services, the HCTF or the DPS HCTF pays an alternate service-based premium subsidy. Each individual retiree meeting these conditions receives the maximum \$230 per month subsidy reduced appropriately for service less than 20 years, as described above. Retirees who do not have Medicare Part A pay the difference between the total premium and the monthly subsidy.

**Contributions**

Pursuant to Title 24, Article 51, Section 208(1)(f) of the C.R.S., as amended, certain contributions are apportioned to the HCTF. PERA-affiliated employers of the State, School, Local Government, and Judicial Divisions are required to contribute at a rate of 1.02 percent of PERA-includable salary into the HCTF.

Employer contributions are recognized by the HCTF in the period in which the compensation becomes payable to the member and the District is statutorily committed to pay the contributions. Employer contributions recognized by the HCTF from the District were \$18,154 for the year ended December 31, 2019.

**OPEB Liabilities, OPEB Expense, and Deferred Outflows of Resources and Deferred Inflows of Resources Related to OPEB**

At December 31, 2019, the District reported a liability of \$267,339 for its proportionate share of the net OPEB liability. The net OPEB liability for the HCTF was measured as of December 31, 2018, and the total OPEB liability used to calculate the net OPEB liability was determined by an actuarial valuation as of December 31, 2017. Standard update procedures were used to roll-forward the total OPEB liability to December 31, 2018. The District proportion of the net OPEB liability was based on District contributions to the HCTF for the calendar year 2018 relative to the total contributions of participating employers to the HCTF.

At December 31, 2018, the District proportion was 0.01964943830%, which was an increase of 0.0004338905% from its proportion measured as of December 31, 2017.

**CARBON VALLEY PARKS AND RECREATION DISTRICT**

**NOTES TO THE FINANCIAL STATEMENTS**

**DECEMBER 31, 2019**

For the year ended December 31, 2019, the District recognized OPEB expense of \$23,886. At December 31, 2019, the District reported deferred outflows of resources and deferred inflows of resources related to OPEB from the following sources:

	Deferred Outflows of Resources	Deferred Inflows of Resources
Difference between expected and actual experience	\$ 970	\$ (407)
Changes of assumptions or other inputs	1,875	-
Net difference between projected and actual earnings on pension plan investments	1,537	-
Changes in proportion and differences between contributions recognized and proportionate share of contributions	9,279	-
Contributions subsequent to the measurement date	18,154	N/A
Total	<u>\$ 31,815</u>	<u>\$ (407)</u>

\$18,154 reported as deferred outflows of resources related to OPEB, resulting from contributions subsequent to the measurement date, will be recognized as a reduction of the net OPEB liability in the year ended December 31, 2020.

Other amounts reported as deferred outflows of resources and deferred inflows of resources related to OPEB will be recognized in OPEB expense as follows:

<b>Year ended December 31,</b>	
2020	\$ 2,698
2021	2,698
2022	2,698
2023	3,766
2024	1,348
2025	46
	<u>\$ 13,254</u>

**CARBON VALLEY PARKS AND RECREATION DISTRICT**

**NOTES TO THE FINANCIAL STATEMENTS  
DECEMBER 31, 2019**

---

---

*Actuarial assumptions.* The total OPEB liability in the December 31, 2017 actuarial valuation was determined using the following actuarial cost method, actuarial assumptions and other inputs:

Actuarial cost method	Entry age
Price inflation	2.40 percent
Real wage growth	1.10 percent
Wage inflation	3.50 percent
Salary increases, including wage inflation	3.50 percent in aggregate
Long-term investment rate of return, net of OPEB plan investment expenses, including price inflation	7.25 percent
Discount rate	7.25 percent
Health care cost trend rates	
PERA benefit structure:	
Service-based premium subsidy	0.00 percent
PERACare Medicare plans	5.00 percent
Medicare Part A premiums	3.25 percent for 2018, gradually rising to 5.00 percent in 2025
DPS benefit structure:	
Service-based premium subsidy	0.00 percent
PERACare Medicare plans	N/A
Medicare Part A premiums	N/A

Calculations are based on the benefits provided under the terms of the substantive plan in effect at the time of each actuarial valuation and on the pattern of sharing of costs between employers of each fund to that point.

The actuarial assumptions used in the December 31, 2017, valuations were based on the results of the 2016 experience analysis for the periods January 1, 2012, through December 31, 2015, as well as, the October 28, 2016, actuarial assumptions workshop and were adopted by the PERA Board during the November 18, 2016, Board meeting. In addition, certain actuarial assumptions pertaining to per capita health care costs and their related trends are analyzed and reviewed by PERA's actuary, as discussed below.

**CARBON VALLEY PARKS AND RECREATION DISTRICT**

**NOTES TO THE FINANCIAL STATEMENTS  
DECEMBER 31, 2019**

In determining the additional liability for PERACare enrollees who are age sixty–five or older and who are not eligible for premium–free Medicare Part A, the following monthly costs/premiums are assumed for 2018 for the PERA Benefit Structure:

<b>Medicare Plan</b>	<b>Cost for Members Without Medicare Part A</b>	<b>Premiums for Members Without Medicare Part A</b>
Self-Funded Medicare Supplement Plans	\$736	\$367
Kaiser Permanente Medicare Advantage HMO	602	236
Rocky Mountain Health Plans Medicare HMO	611	251
UnitedHealthcare Medicare HMO	686	213

The 2018 Medicare Part A premium is \$422 per month.

In determining the additional liability for PERACare enrollees in the PERA Benefit Structure who are age sixty–five or older and who are not eligible for premium–free Medicare Part A, the following chart details the initial expected value of Medicare Part A benefits, age adjusted to age 65 for the year following the valuation date:

<b>Medicare Plan</b>	<b>Cost for Members Without Medicare Part A</b>
Self-Funded Medicare Supplement Plans	\$289
Kaiser Permanente Medicare Advantage HMO	300
Rocky Mountain Health Plans Medicare HMO	270
UnitedHealthcare Medicare HMO	400

All costs are subject to the health care cost trend rates, as discussed below.

Health care cost trend rates reflect the change in per capita health costs over time due to factors such as medical inflation, utilization, plan design, and technology improvements. For the PERA benefit structure, health care cost trend rates are needed to project the future costs associated with providing benefits to those PERACare enrollees not eligible for premium-free Medicare Part A.

Health care cost trend rates for the PERA benefit structure are based on published annual health care inflation surveys in conjunction with actual plan experience (if credible), building block models and heuristics developed by health plan actuaries and administrators, and

**CARBON VALLEY PARKS AND RECREATION DISTRICT**

**NOTES TO THE FINANCIAL STATEMENTS  
DECEMBER 31, 2019**

---

---

projected trends for the Federal Hospital Insurance Trust Fund (Medicare Part A premiums) provided by the Centers for Medicare & Medicaid Services. Effective December 31, 2017, the health care cost trend rates for Medicare Part A premiums were revised to reflect the current expectation of future increases in rates of inflation applicable to Medicare Part A premiums.

The PERA benefit structure health care cost trend rates that were used to measure the total OPEB liability are summarized in the table below:

Year	PERACare Medicare Plans	Medicare Part A Premiums
2018	5.00%	3.25%
2019	5.00%	3.50%
2020	5.00%	3.75%
2021	5.00%	4.00%
2022	5.00%	4.25%
2023	5.00%	4.50%
2024	5.00%	4.75%
2025+	5.00%	5.00%

Mortality assumptions for the determination of the total pension liability for each of the Division Trust Funds as shown below are applied, as applicable, in the determination of the total OPEB liability for the HCTF. Affiliated employers of the State, School, Local Government, and Judicial Divisions participate in the HCTF.

Healthy mortality assumptions for active members were based on the RP-2014 White Collar Employee Mortality Table, a table specifically developed for actively working people. To allow for an appropriate margin of improved mortality prospectively, the mortality rates incorporate a 70 percent factor applied to male rates and a 55 percent factor applied to female rates.

Healthy, post-retirement mortality assumptions for the State and Local Government Divisions were based on the RP-2014 Healthy Annuitant Mortality Table, adjusted as follows:

- **Males:** Mortality improvement projected to 2018 using the MP-2015 projection scale, a 73 percent factor applied to rates for ages less than 80, a 108 percent factor applied to rates for ages 80 and above, and further adjustments for credibility.
- **Females:** Mortality improvement projected to 2020 using the MP-2015 projection scale, a 78 percent factor applied to rates for ages less than 80, a 109 percent factor applied to rates for ages 80 and above, and further adjustments for credibility.

## CARBON VALLEY PARKS AND RECREATION DISTRICT

### NOTES TO THE FINANCIAL STATEMENTS DECEMBER 31, 2019

---

---

Healthy, post-retirement mortality assumptions for the School and Judicial Divisions were based on the RP-2014 White Collar Healthy Annuitant Mortality Table, adjusted as follows:

- Males: Mortality improvement projected to 2018 using the MP-2015 projection scale, a 93 percent factor applied to rates for ages less than 80, a 113 percent factor applied to rates for ages 80 and above, and further adjustments for credibility.
- Females: Mortality improvement projected to 2020 using the MP-2015 projection scale, a 68 percent factor applied to rates for ages less than 80, a 106 percent factor applied to rates for ages 80 and above, and further adjustments for credibility.

For disabled retirees, the mortality assumption was based on 90 percent of the RP-2014 Disabled Retiree Mortality Table.

The following health care costs assumptions were updated and used in the measurement of the obligations for the HCTF:

- Initial per capita health care costs for those PERACare enrollees under the PERA benefit structure who are expected to attain age 65 and older ages and are not eligible for premium-free Medicare Part A benefits were updated to reflect the change in costs for the 2018 plan year.
- The health care cost trend rates for Medicare Part A premiums were revised to reflect the then-current expectation of future increases in rates of inflation applicable to Medicare Part A premiums.

The long-term expected return on plan assets is reviewed as part of regular experience studies prepared every four or five years for PERA. Recently, this assumption has been reviewed more frequently. The most recent analyses were outlined in presentations to PERA's Board on October 28, 2016.

Several factors were considered in evaluating the long-term rate of return assumption for the HCTF, including long-term historical data, estimates inherent in current market data, and a log-normal distribution analysis in which best-estimate ranges of expected future real rates of return (expected return, net of investment expense and inflation) were developed for each major asset class. These ranges were combined to produce the long-term expected rate of return by weighting the expected future real rates of return by the target asset allocation percentage and then adding expected inflation.

**CARBON VALLEY PARKS AND RECREATION DISTRICT**

**NOTES TO THE FINANCIAL STATEMENTS  
DECEMBER 31, 2019**

As of the most recent adoption of the long-term expected rate of return by the PERA Board, the target asset allocation and best estimates of geometric real rates of return for each major asset class are summarized in the following table:

<b>Asset Class</b>	<b>Target Allocation</b>	<b>30 Year Expected Geometric Real Rate of Return</b>
U.S. Equity – Large Cap	21.20%	4.30%
U.S. Equity – Small Cap	7.42%	4.80%
Non U.S. Equity – Developed	18.55%	5.20%
Non U.S. Equity – Emerging	5.83%	5.40%
Core Fixed Income	19.32%	1.20%
High Yield	1.38%	4.30%
Non U.S. Fixed Income – Developed	1.84%	0.60%
Emerging Market Debt	0.46%	3.90%
Core Real Estate	8.50%	4.90%
Opportunity Fund	6.00%	3.80%
Private Equity	8.50%	6.60%
Cash	1.00%	0.20%
<b>Total</b>	<b>100.00%</b>	

In setting the long-term expected rate of return, projections employed to model future returns provide a range of expected long-term returns that, including expected inflation, ultimately support a long-term expected rate of return assumption of 7.25%.

**Sensitivity of the District proportionate share of the net OPEB liability to changes in the Health Care Cost Trend Rates.**

The following presents the net OPEB liability using the current health care cost trend rates applicable to the PERA benefit structure, as well as if it were calculated using health care cost trend rates that are one percentage point lower or one percentage point higher than the current rates:

	<b>1% Decrease in Trend Rates</b>	<b>Current Trend Rates</b>	<b>1% Increase in Trend Rates</b>
PERACare Medicare trend rate	4.00%	5.00%	6.00%
Initial Medicare Part A trend rate	2.25%	3.25%	4.25%
Ultimate Medicare Part A trend rate	4.00%	5.00%	6.00%
Net OPEB Liability	\$259,957	\$267,339	\$275,830

**CARBON VALLEY PARKS AND RECREATION DISTRICT**

**NOTES TO THE FINANCIAL STATEMENTS  
DECEMBER 31, 2019**

---

---

**Discount rate**

The discount rate used to measure the total OPEB liability was 7.25 percent. The projection of cash flows used to determine the discount rate applied the actuarial cost method and assumptions shown above. In addition, the following methods and assumptions were used in the projection of cash flows:

- Updated health care cost trend rates for Medicare Part A premiums as of the December 31, 2018, measurement date.
- Total covered payroll for the initial projection year consists of the covered payroll of the active membership present on the valuation date and the covered payroll of future plan members assumed to be hired during the year. In subsequent projection years, total covered payroll was assumed to increase annually at a rate of 3.50%.
- Employer contributions were assumed to be made at rates equal to the fixed statutory rates specified in law and effective as of the measurement date.
- Employer contributions and the amount of total service costs for future plan members were based upon a process used by the plan to estimate future actuarially determined contributions assuming an analogous future plan member growth rate.
- Transfers of a portion of purchase service agreements intended to cover the costs associated with OPEB benefits were estimated and included in the projections.
- Benefit payments and contributions were assumed to be made at the middle of the year.

Based on the above assumptions and methods, the projection test indicates the HCTF's fiduciary net position was projected to make all projected future benefit payments of current members. Therefore, the long-term expected rate of return of 7.25 percent on OPEB plan investments was applied to all periods of projected benefit payments to determine the total OPEB liability. The discount rate determination does not use the municipal bond index rate, and therefore, the discount rate is 7.25 percent.

**CARBON VALLEY PARKS AND RECREATION DISTRICT**

**NOTES TO THE FINANCIAL STATEMENTS**

**DECEMBER 31, 2019**

---

---

**Sensitivity of the District’s proportionate share of the net OPEB liability to changes in the discount rate**

The following presents the proportionate share of the net OPEB liability calculated using the discount rate of 7.25 percent, as well as what the proportionate share of the net OPEB liability would be if it were calculated using a discount rate that is 1-percentage-point lower (6.25 percent) or 1-percentage-point higher (8.25 percent) than the current rate:

	<b>1% Decrease</b>	<b>Current Discount Rate</b>	<b>1% Increase</b>
	<b>6.25%</b>	<b>7.25%</b>	<b>8.25%</b>
Proportionate share of the net OPEB liability	<u>\$ 299,129</u>	<u>\$ 267,339</u>	<u>\$ 240,161</u>

**OPEB plan fiduciary net position**

Detailed information about the HCTF’s fiduciary net position is available in PERA’s comprehensive annual financial report which can be obtained at [www.copera.org/investments/pera-financial-reports](http://www.copera.org/investments/pera-financial-reports).

**Note 10 – Interfund Transfers**

Transfers between funds provide support for various District programs in accordance with budgetary authorizations. During the year ended December 31, 2019, the District made a one-time transfer of \$675,000 to the Capital Improvements Projects Fund from the General Fund to fund capital improvements accounted for in that fund. Additionally, \$89,292 was transferred from the Debt Service Fund to the Capital Improvements Project Fund to close out the Debt Service Fund. The District will hold the transferred funds for one year, after which the funds will be used to support capital projects to improve the recreation center.

**CARBON VALLEY PARKS AND RECREATION DISTRICT**

**NOTES TO THE FINANCIAL STATEMENTS  
DECEMBER 31, 2019**

---

---

**Note 11 – Risk Management**

The District is exposed to various risks of loss related to torts, thefts of, damage to, or destruction of assets, errors or omissions, injuries to employees, or natural disasters.

The District is a member of the Colorado Special Districts Property and Liability Pool (Pool). The Pool is an organization created by intergovernmental agreement to provide property, liability, public officials' liability, boiler and machinery, and workers compensation coverage to its members. Settled claims have not exceeded this coverage in any of the past three fiscal years.

The District pays annual premiums to the Pool for liability, property, public official's liability and workers compensation coverage. In the event aggregated losses incurred by the Pool exceed amounts recoverable from reinsurance contracts and funds accumulated by the Pool, the Pool may require additional contributions from the Pool members. Any excess funds which the Pool determines are not needed for purposes of the Pool may be returned to the members pursuant to a distribution formula.

**Note 12 – Commitments**

On March 1, 2019, the District entered into a lease agreement for office space. The lease is for a period of five years with an option for an additional five years. Base rental payments ranging from \$5,586 per month in year one to \$6,031 per month in year five commence upon the issuance of a certificate of occupancy. As of December 31, 2019, the District had not yet received the certificate of occupancy.

**Note 13 – Tax, Spending and Debt Limitations**

Article X, Section 20 of the Colorado Constitution, commonly known as the Taxpayer's Bill of Rights (TABOR) contains tax, spending, revenue and debt limitations which apply to the State of Colorado and all local governments.

Enterprises, defined as government-owned businesses authorized to issue revenue bonds and receiving less than 10% of annual revenue in grants from all state and local governments combined, are excluded from the provisions of TABOR.

Spending and revenue limits are determined based on the prior year's Fiscal Year Spending adjusted for allowable increases based upon inflation and local growth. Fiscal Year Spending is generally defined as expenditures plus reserve increases with certain exceptions. Revenue in excess of the Fiscal Year Spending limit must be refunded unless the voters approve retention of such revenue.

**CARBON VALLEY PARKS AND RECREATION DISTRICT**

**NOTES TO THE FINANCIAL STATEMENTS  
DECEMBER 31, 2019**

---

---

TABOR requires local governments to establish Emergency Reserves. These reserves must be at least 3% of Fiscal Year Spending (excluding bonded debt service). Local governments are not allowed to use the emergency reserves to compensate for economic conditions, revenue shortfalls, or salary or benefit increases.

On November 5, 1996, the registered voters of the District voted to allow the District to collect, retain, and expend all revenues and other funds generated from its current general fund property tax mill levy of 4.427 mills, from fees and charges and all other sources, effective January 1, 1996, and continuing thereafter, and be used to provide District services as a voter approved revenue change, offset and an exception to the limits imposed by Article X, Section 20 of the Colorado Constitution, Section 29-1-301, C.R.S. This effectively removed all revenue and spending limits imposed by the Amendment.

The District's management believes it is in compliance with the provisions of TABOR. However, TABOR is complex and subject to interpretation. Many of the provisions, including the interpretation of how to calculate Fiscal Year Spending limits, will require judicial interpretation.

**REQUIRED SUPPLEMENTARY INFORMATION**

**CARBON VALLEY PARKS AND RECREATION DISTRICT**

**SCHEDULE OF THE DISTRICT'S PROPORTIONATE SHARE OF THE NET PENSION LIABILITY  
PERA PENSION PLAN - LOCAL GOVERNMENT DIVISION TRUST FUND**

**LAST 10 YEARS \***

	<u>2018</u>	<u>2017</u>
District's Proportion of the Net Pension Liability (Asset)	0.2533774496%	0.2472901214%
District's Proportionate Share of the Net Pension Liability (Asset)	\$ 3,185,494	\$ 2,753,402
District Covered Payroll	\$ 1,650,097	\$ 1,527,027
Proportionate Share of Net Pension Liability (Asset) as a Percentage of Covered Payroll	193.049%	180.311%
Calculation of Collective Net Pension Liability (\$ in thousands):		
Total Pension Liability	\$ 5,228,602	\$ 5,396,516
Plan Fiduciary Net Position	3,971,389	4,283,086
Net Pension Liability	<u>\$ 1,257,213</u>	<u>\$ 1,113,430</u>
Plan Fiduciary Net Position as a Percentage of the Total Pension Liability	75.96%	79.37%

Information above is presented as of the measurement date.

\* Information is not currently available for prior years; additional years will be displayed as they become available.

<u>2016</u>	<u>2015</u>	<u>2014</u>	<u>2013</u>
0.2434792201%	0.2611941358%	0.2451143857%	0.2866548388%
\$ 3,287,800	\$ 2,877,266	\$ 2,196,983	\$ 2,358,943
\$ 1,438,023	\$ 1,516,586	\$ 1,343,117	\$ 1,529,330
228.633%	189.720%	163.573%	154.247%
\$ 5,123,847	\$ 4,762,090	\$ 4,647,777	\$ 4,517,239
3,773,506	3,660,509	3,751,468	3,694,318
<u>\$ 1,350,341</u>	<u>\$ 1,101,581</u>	<u>\$ 896,309</u>	<u>\$ 822,921</u>
73.65%	76.87%	80.72%	81.78%

**CARBON VALLEY PARKS AND RECREATION DISTRICT**

**SCHEDULE OF DISTRICT CONTRIBUTIONS  
PERA PENSION PLAN - LOCAL GOVERNMENT DIVISION TRUST FUND  
LAST 10 YEARS \***

<b>Year Ending December 31,</b>	<b>Statutorily Required Contribution</b>	<b>Actual Employer Contribution</b>	<b>Contribution Deficiency (Excess)</b>	<b>Covered Payroll</b>	<b>Contributions as a % of Covered Payroll</b>
2013	\$ 193,919	\$ 193,919	\$ -	\$ 1,529,330	12.68%
2014	\$ 170,307	\$ 170,307	\$ -	\$ 1,343,117	12.68%
2015	\$ 192,312	\$ 192,312	\$ -	\$ 1,516,586	12.68%
2016	\$ 182,341	\$ 182,341	\$ -	\$ 1,438,023	12.68%
2017	\$ 193,627	\$ 193,627	\$ -	\$ 1,527,027	12.68%
2018	\$ 209,232	\$ 209,232	\$ -	\$ 1,650,097	12.68%
2019	\$ 225,680	\$ 225,680	\$ -	\$ 1,779,794	12.68%

\* Information is not currently available for prior years; additional years will be displayed as they become available.

**CARBON VALLEY PARKS AND RECREATION DISTRICT**

**SCHEDULE OF THE DISTRICT'S PROPORTIONATE SHARE OF THE NET OPEB LIABILITY  
PERA - HEALTH CARE TRUST FUND  
LAST TEN YEARS \***

	<u>2018</u>	<u>2017</u>	<u>2016</u>
District's Proportion of the Net OPEB Liability	0.0196494383%	0.0192155478%	0.0186902603%
District Proportionate Share of the Net OPEB Liability	\$ 267,339	\$ 249,725	\$ 242,326
District Covered Payroll	\$ 1,650,097	\$ 1,527,027	\$ 1,438,023
Proportionate Share of Net OPEB Liability as a Percentage of its Covered Payroll	16.201%	16.354%	16.851%
Calculation of Collective Net Pension Liability (\$ in thousands):			
Total OPEB Liability	\$ 1,639,734	\$ 1,575,822	\$ 1,556,762
Plan Fiduciary Net Position	279,192	276,222	260,228
Net OPEB Liability	<u>\$ 1,360,542</u>	<u>\$ 1,299,600</u>	<u>\$ 1,296,534</u>
Plan Fiduciary Net Position as a Percentage of the Total OPEB Liability	17.03%	17.53%	16.72%

\* The amounts presented for each fiscal year were determined as of December 31st, the measurement date used by the District.

\* Information is not currently available for prior years; additional years will be displayed as they become available.

**CARBON VALLEY PARKS AND RECREATION DISTRICT**

**SCHEDULE OF DISTRICT CONTRIBUTIONS  
PERA - HEALTH CARE TRUST FUND  
LAST TEN YEARS \***

<b>Year Ending December 31,</b>	<b>Statutorily Required Contribution</b>	<b>Actual Employer Contribution</b>	<b>Contribution Deficiency (Excess)</b>	<b>Covered Payroll</b>	<b>Contributions as a % of Covered Payroll</b>
2013	\$ 15,600	\$ 15,600	\$ -	\$ 1,529,330	1.02%
2014	\$ 13,700	\$ 13,700	\$ -	\$ 1,343,117	1.02%
2015	\$ 15,421	\$ 15,421	\$ -	\$ 1,516,586	1.02%
2016	\$ 14,622	\$ 14,622	\$ -	\$ 1,438,023	1.02%
2017	\$ 15,576	\$ 15,576	\$ -	\$ 1,527,027	1.02%
2018	\$ 16,831	\$ 16,831	\$ -	\$ 1,650,097	1.02%
2019	\$ 18,154	\$ 18,154	\$ -	\$ 1,779,794	1.02%

\* Information is not currently available for prior years; additional years will be displayed as they become available.

**SUPPLEMENTARY INFORMATION**

**CARBON VALLEY PARKS AND RECREATION DISTRICT**

**DEBT SERVICE FUND**

**SCHEDULE OF REVENUES, EXPENDITURES  
AND CHANGES IN FUND BALANCE - BUDGET AND ACTUAL**

**For the Year Ended December 31, 2019**

**(With Comparative Actual Totals for the Year Ended December 31, 2018)**

	<b>Original Budget</b>	<b>Final Budget</b>	<b>Actual Amounts</b>	<b>Variance with Final Budget - Positive (Negative)</b>	<b>2018 Actual</b>
<b>Revenues</b>					
Property Tax Revenue	\$ 129,320	\$ 129,320	\$ 122,986	\$ (6,334)	\$ 1,047,592
Specific Ownership Taxes	7,759	7,759	8,764	1,005	81,551
Net Investment Income	1,052	76,921	65,388	(11,533)	13,458
<b>Total Revenues</b>	<b>138,131</b>	<b>214,000</b>	<b>197,138</b>	<b>(16,862)</b>	<b>1,142,601</b>
<b>Expenditures</b>					
County Treasurer's Fees	1,940	1,940	1,847	93	15,735
Principal	2,975,000	2,975,000	2,975,000	-	530,000
Interest	111,813	111,813	111,813	-	133,013
Paying Agent Fees	200	200	200	-	200
<b>Total Expenditures</b>	<b>3,088,953</b>	<b>3,088,953</b>	<b>3,088,860</b>	<b>93</b>	<b>678,948</b>
<b>Excess Revenues Over (Under) Expenditures</b>	<b>(2,950,822)</b>	<b>(2,874,953)</b>	<b>(2,891,722)</b>	<b>(16,769)</b>	<b>463,653</b>
<b>Other Financing (Uses)</b>					
Transfers Out	-	(106,061)	(89,292)	16,769	-
<b>Net Change in Fund Balance</b>	<b>(2,950,822)</b>	<b>(2,981,014)</b>	<b>(2,981,014)</b>	<b>-</b>	<b>463,653</b>
<b>Fund Balance - Beginning</b>	<b>2,953,291</b>	<b>2,981,014</b>	<b>2,981,014</b>	<b>-</b>	<b>2,517,361</b>
<b>Fund Balance - Ending</b>	<b>\$ 2,469</b>	<b>\$ -</b>	<b>\$ -</b>	<b>\$ -</b>	<b>\$ 2,981,014</b>

See the Independent Auditor's Report

**CARBON VALLEY PARKS AND RECREATION DISTRICT**

**CAPITAL IMPROVEMENT PROJECTS FUND**

**SCHEDULE OF REVENUES, EXPENDITURES  
AND CHANGES IN FUND BALANCE - BUDGET AND ACTUAL**

**For the Year Ended December 31, 2019**

**(With Comparative Actual Totals for the Year Ended December 31, 2018)**

	<b>Original Budget</b>	<b>Final Budget</b>	<b>Actual Amounts</b>	<b>Variance with Final Budget - Positive (Negative)</b>	<b>2018 Actual</b>
<b>Revenues</b>					
Net Investment Income	\$ -	\$ -	\$ 21,485	\$ 21,485	\$ -
<b>Expenditures</b>					
HVAC Replacement	450,000	600,000	519,444	80,556	-
Locker Rooms	500,000	600,000	628,261	(28,261)	-
Pool Upgrades	500,000	500,000	309,793	190,207	-
Admin Building Remodel	-	-	55,379	(55,379)	-
Contingency	50,000	-	-	-	-
Capital Outlay	-	-	-	-	61,260
<b>Total Expenditures</b>	<b>1,500,000</b>	<b>1,700,000</b>	<b>1,512,877</b>	<b>187,123</b>	<b>61,260</b>
<b>Excess Expenditures Over Revenues</b>	<b>(1,500,000)</b>	<b>(1,700,000)</b>	<b>(1,491,392)</b>	<b>208,608</b>	<b>(61,260)</b>
<b>Other Financing Sources</b>					
Transfers In	1,675,000	1,781,061	764,292	1,016,769	1,314,338
<b>Net Change in Fund Balance</b>	<b>175,000</b>	<b>81,061</b>	<b>(727,100)</b>	<b>(808,161)</b>	<b>1,253,078</b>
<b>Fund Balance - Beginning</b>	<b>1,265,328</b>	<b>1,253,078</b>	<b>1,253,078</b>	<b>-</b>	<b>-</b>
<b>Fund Balance - Ending</b>	<b>\$ 1,440,328</b>	<b>\$ 1,334,139</b>	<b>\$ 525,978</b>	<b>\$ (808,161)</b>	<b>\$ 1,253,078</b>

See Independent Auditor's Report

## **OTHER INFORMATION**

**CARBON VALLEY PARKS AND RECREATION DISTRICT**

**SCHEDULES OF FUTURE DEBT SERVICE REQUIREMENTS  
December 31, 2019**

**\$1,800,000 Capital Lease Obligation  
Dated May 1, 2009**

Year	Rate	Principal	Interest	Total
2020	4.00	\$ 120,017	\$ 34,927	\$ 154,944
2021	4.00	124,865	30,079	154,944
2022	4.00	129,910	25,034	154,944
2023	4.00	135,158	19,786	154,944
2024	4.00	140,620	14,324	154,944
2025	4.00	146,300	8,644	154,944
2026	4.00	106,029	2,763	108,792
		<u>\$ 902,899</u>	<u>\$ 135,557</u>	<u>\$ 1,038,456</u>

**\$11,483 Capital Lease Obligation  
Recreation Equipment, 2017**

Year	Rate	Principal	Interest	Total
2020	6.39	\$ 3,036	\$ 225	\$ 3,261
2021	6.39	1,862	40	1,902
		<u>\$ 4,898</u>	<u>\$ 265</u>	<u>\$ 5,163</u>

**CARBON VALLEY PARKS AND RECREATION DISTRICT**

**SCHEDULE OF ASSESSED VALUATION, MILL LEVY AND  
PROPERTY TAXES COLLECTED**

Levy Year	Collection Year	Assessed Valuation	Mill Levy				Total Levy	Current Collection	Collection Rate
			General	Debt	Abate- ments	Total			
2008	2009	\$ 270,618,897	4.427	2.230	0.000	6.657	\$ 1,801,510	\$ 1,781,407	98.88%
2009	2010	299,678,140	4.427	2.230	0.000	6.657	1,994,957	1,959,268	98.21%
2010	2011	302,898,970	4.427	2.230	0.000	6.657	2,016,398	2,015,043	99.93%
2011	2012	373,579,410	4.427	2.230	0.000	6.657	2,486,918	2,393,374	96.24%
2012	2013	413,761,430	4.427	2.230	0.000	6.657	2,754,410	2,688,664	97.61%
2013	2014	390,324,640	4.427	2.230	0.000	6.657	2,598,391	2,576,339	99.15%
2014	2015	383,194,650	4.427	2.230	0.053	6.710	2,571,236	2,552,913	99.29%
2015	2016	655,895,660	4.427	2.230	0.137	6.794	4,456,155	4,463,428	100.16%
2016	2017	559,667,218	4.427	2.230	0.398	7.055	3,948,452	3,944,489	99.90%
2017	2018	687,469,297	4.427	1.528	0.000	5.955	4,093,880	4,082,727	99.73%
2018	2019	673,541,658	4.427	0.192	0.000	4.619	3,111,089	2,988,553	96.06%

Estimated for  
the year ending  
December 31,  
2020

\$ 860,234,934	4.427	0.000	0.000	4.427	\$ 3,808,260
----------------	-------	-------	-------	-------	--------------

**Note:**

Property taxes collected in any one year include collection of delinquent property taxes levied in prior years. Information received from the County Treasurer does not permit identification of specific year of levy.